


KLAMATH AND LAKE COUNTY ECONOMIC INDICATORS

Total Nonfarm Employment

Klamath County — 22,370 jobs, down by 500 over the year
 Lake County — 2,210 jobs, up by 30 over the year

Unemployment Rates, December 2019*

Klamath County — 6.3 %
 Lake County — 5.2 %
 Oregon — 3.7 %
 U.S. — 3.5 %




Growth Industries, Over The Year

Klamath — private education & health services (+70); retail trade (+40).

Lake — private education & health services (+10), manufacturing (+10).

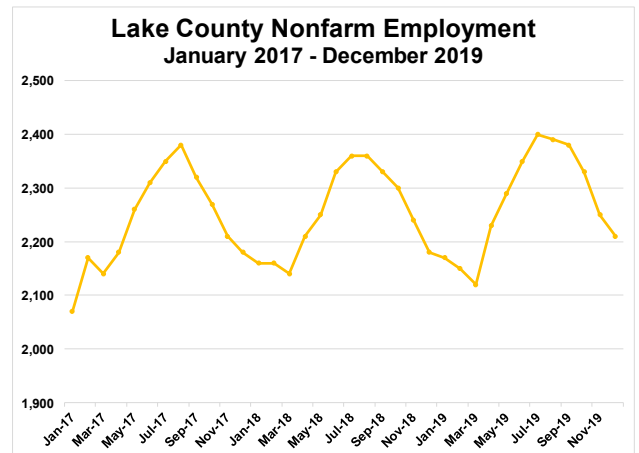
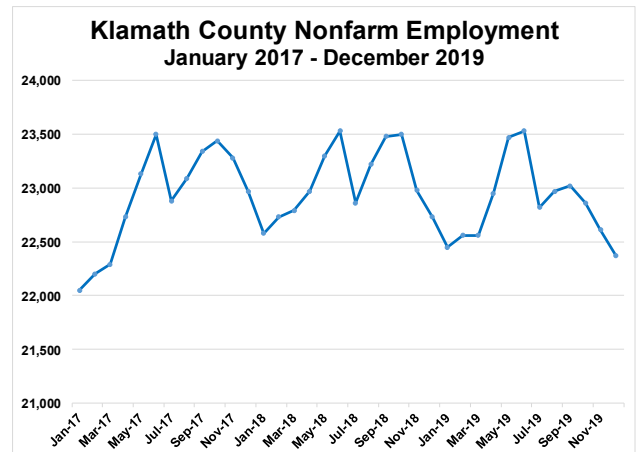
Klamath County had 500 fewer jobs than the same time last year, a decline of 2.2 percent. Lake County gained 30 jobs over the year. In comparison to last year, the unemployment rate ticked down in both counties.



Industries Posting Job Losses

Klamath — professional & business services (-450); manufacturing (-80); government (-70); leisure & hospitality (-40).

Lake — construction (-10).



For the Latest Info, Click Below:

- ◆ [Unemployment rates](#)
- ◆ [Klamath County employment](#)
- ◆ [Lake County employment](#)
- ◆ [Latest Oregon labor market news](#)

or go to QualityInfo.org

Workforce Analyst for Lane County

currently covering Southern Oregon

Economic Indicators

Henry Fields, (541) 359-9178

Henry.L.Fields@Oregon.gov

Want to be added to the distribution list?
[Questions?](#) [Email me!](#)