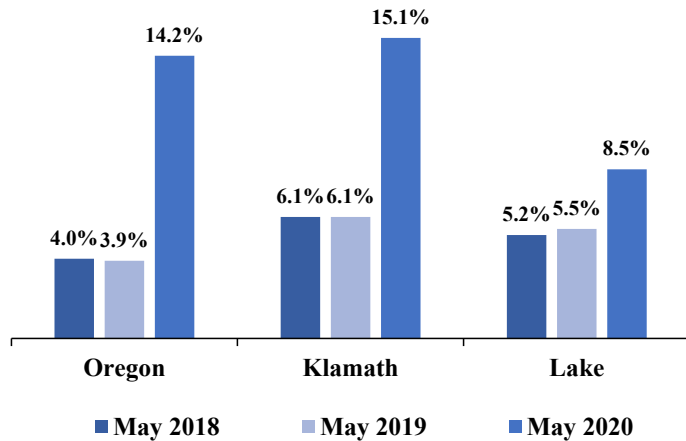


Klamath & Lake Counties

June 2020 Edition

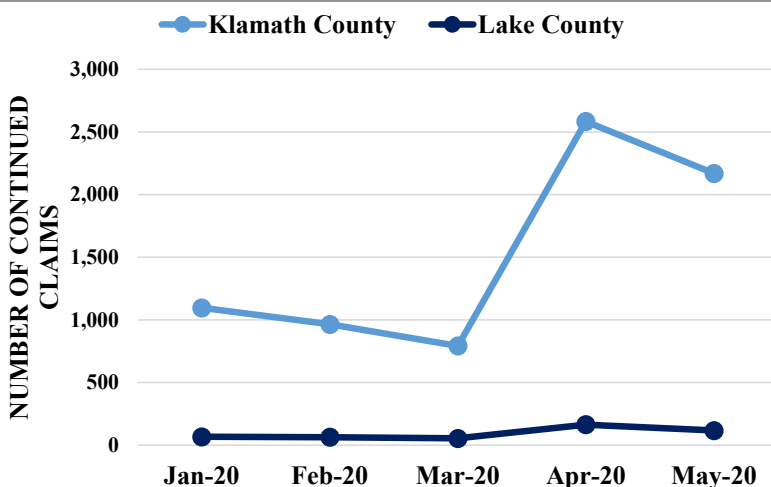
**Statewide and Local Unemployment Rates
 (Seasonally adjusted)**
 Source: Oregon Employment Department, LAUS



In May of 2020, Klamath County's unemployment rate was 15.1 percent, up 9 percentage points from last year. Lake County's unemployment rate was 8.5 percent up 3 percentage points over last year. Leisure and hospitality, professional and business services, and local government were in the lead of sector declines.

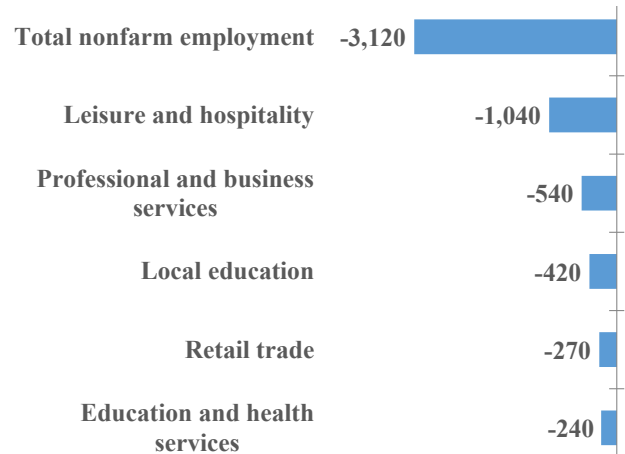
The monthly graph shows the continued claims during this year. Continued claims are persons who have filed an initial claim and who have experienced a week of unemployment then claim benefits for that week of unemployment. The count of the continued claims is a good indicator of labor market conditions. You can see the number of continued claims in this graph for Klamath and Lake County. For more information on types of claims: [click here](#)

**Monthly Graph
 Continued Claims in 2020**
 Source: Oregon Employment Department

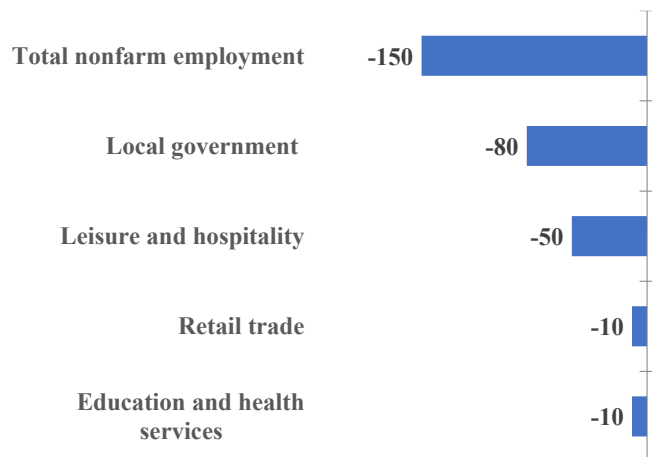


**Selected Industry Gains and Losses
 (Over-the-year net employment change)**
 Source: Oregon Employment Department, CES

Klamath County



Lake County



For economic or labor market data contact:
 Polly Farrimond, Workforce Analyst
 Jackson, Josephine, Klamath and Lake counties
polly.a.farrimond@oregon.gov 541-414-5325
 Contact me to be added to this distribution list.

Follow our blog: oregonemployment.blogspot.com
 Twitter: twitter.com/OED_Research
 Website: qualityinfo.org