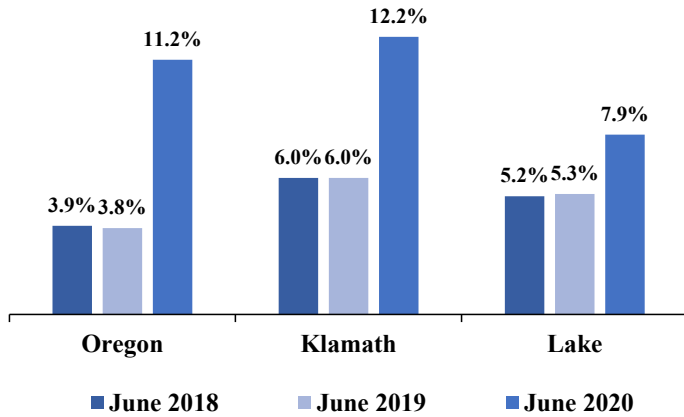


Klamath & Lake Counties

July 2020 Edition

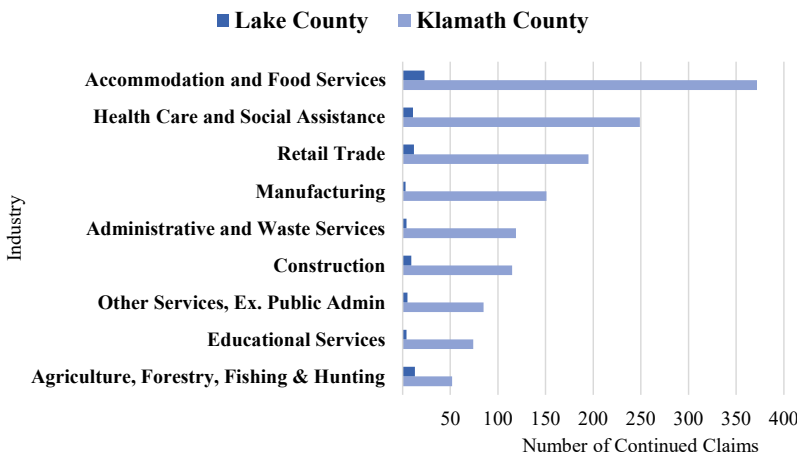
**Statewide and Local Unemployment Rates
 (Seasonally adjusted)**
 Source: Oregon Employment Department, LAUS



In June of 2020, Klamath County's unemployment rate was 12.2 percent, up 6.2 percentage points from last year. Lake County's unemployment rate was 7.9 percent up 2.6 percentage points over last year. Leisure and hospitality has been the hardest hit industry in Klamath County.

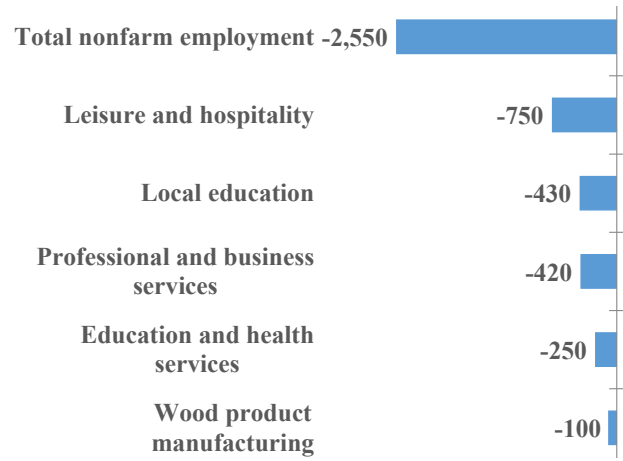
The monthly graph shows continued claims by industry in June. Continued claims are persons who have filed an initial claim and who have experienced a week of unemployment then claim benefits for that week of unemployment. The count of the continued claims is a good indicator of labor market conditions. Accommodation and food services show the biggest number of continued claims in Klamath and Lake counties. For detailed information on Klamath or Lake County click [here](#).

**Monthly Graph
 Continued Claims in June 2020 by Industry**
 Source: Oregon Employment Department

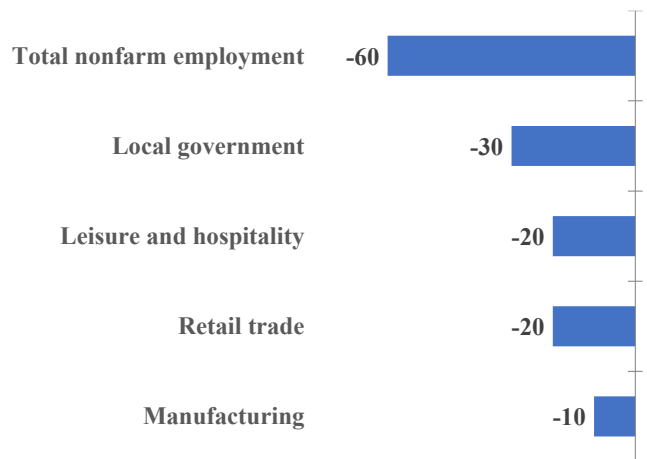


**Selected Industry Gains and Losses
 (Over-the-year net employment change)**
 Source: Oregon Employment Department, CES

Klamath County



Lake County



For economic or labor market data contact:
 Polly Farrimond, Workforce Analyst
 Jackson, Josephine, Klamath and Lake counties
polly.a.farrimond@oregon.gov 541-414-5325
 Contact me to be added to this distribution list.

Follow our blog: oregonemployment.blogspot.com
 Twitter: twitter.com/OED_Research
 Website: qualityinfo.org