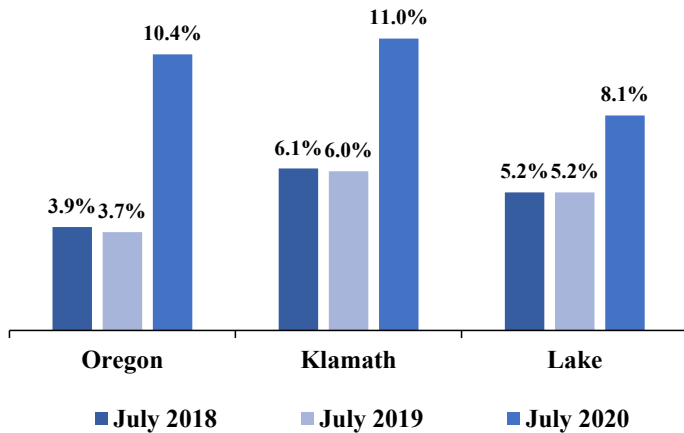


## Klamath & Lake Counties

## August 2020 Edition

### Statewide and Local Unemployment Rates (Seasonally adjusted) Source: Oregon Employment Department, LAUS

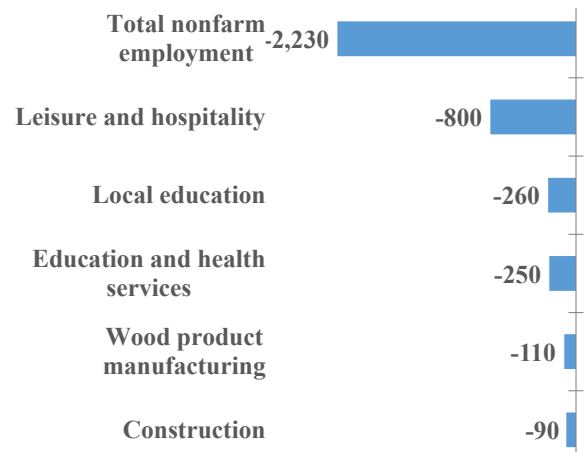


In July of 2020, Klamath County's unemployment rate was 11.0 percent, up 5.0 percentage points from last year. Lake County's unemployment rate was 8.1 percent up 2.9 percentage points over last year. Leisure and hospitality has been the most impacted industry in both counties.

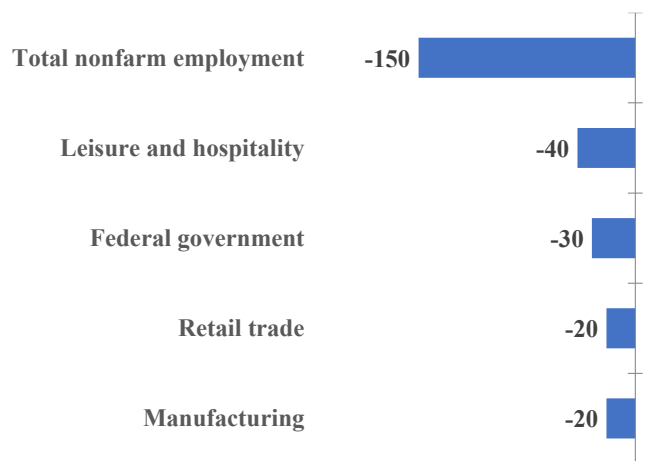
The monthly feature shows a chart from the article written by Josh Lehner with the Office of Economic Analysis. Josh writes about the challenges that parents are facing with working and finding childcare. He goes into detail on what part of the population is experiencing the biggest impact. You can read Josh's article [here](#).

### Selected Industry Gains and Losses (Over-the-year net employment change) Source: Oregon Employment Department, CES

#### Klamath County



#### Lake County

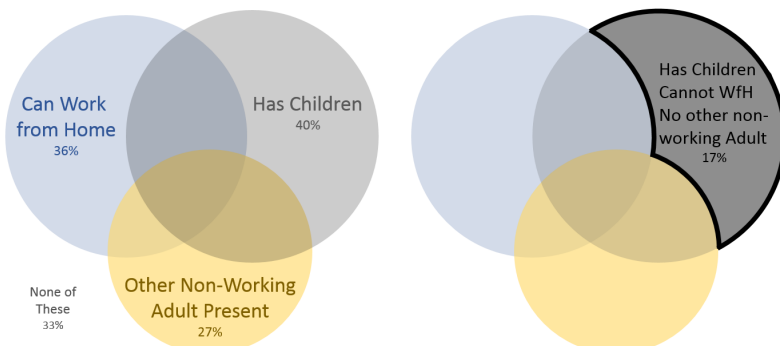


### Monthly Chart Source: Josh Lehner, Oregon Office of Economic Analysis

#### COVID Challenges Working Oregon Parents

Oregon's Workforce: 2.1 million

Working Parents in a Bind: 350,000



Data: 2018 ACS | Source: IPUMS-USA, Univ of Chicago, Oregon Office of Economic Analysis

For economic or labor market data contact:  
Polly Farrimond, Workforce Analyst  
Jackson, Josephine, Klamath and Lake counties  
[polly.a.farrimond@oregon.gov](mailto:polly.a.farrimond@oregon.gov) 541-414-5325  
Contact me to be added to this distribution list.

Follow our blog: [oregonemployment.blogspot.com](http://oregonemployment.blogspot.com)  
Twitter: [twitter.com/OED\\_Research](https://twitter.com/OED_Research)  
Website: [qualityinfo.org](http://qualityinfo.org)