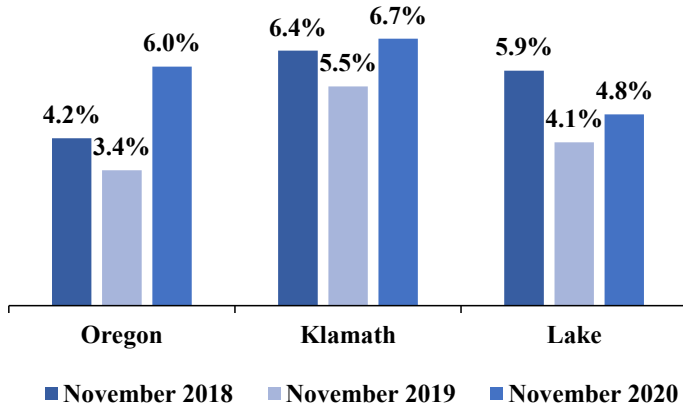


Klamath & Lake Counties

December 2020 Edition

Statewide and Local Unemployment Rates (Seasonally adjusted)

Source: Oregon Employment Department, Local Area Unemployment Statistics



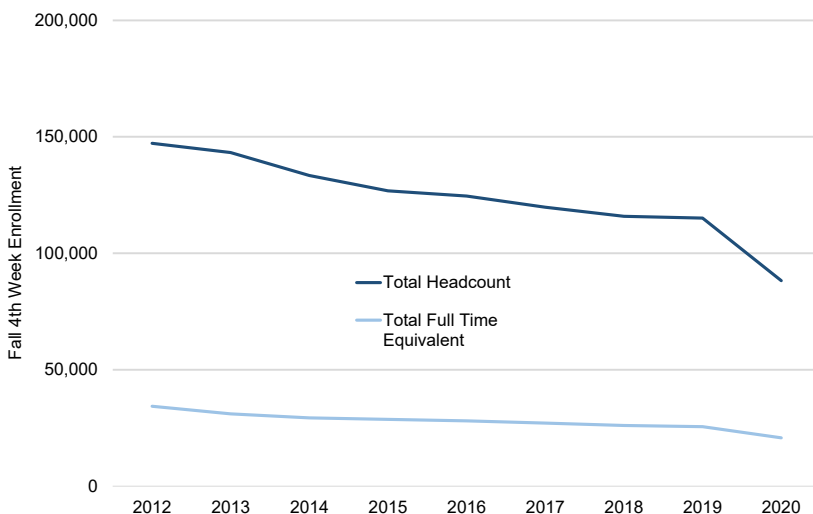
In November 2020, Klamath County's unemployment rate was 6.7%, up 1.2 percentage points from last year. Lake County's unemployment rate was 4.8%, up 0.7 percentage points over last year. Education and health services, mining and logging are the two industries with the biggest losses in November.

The Graph of the Month was taken from a recent article created by Jessica Nelson, Employment Economist. The article gives details on how the COVID-19 pandemic has impacted Oregon's community colleges. Enrollment across the state has dropped 23% since the fall of 2019. The community college headcount had been declining for some time, this graph shows the pandemic-driven acceleration of this trend. For more detailed information on the impact to Klamath and Lake counties you can read the article [here](#).

Graph of the Month

Oregon Community College Enrollment Declines in 2020

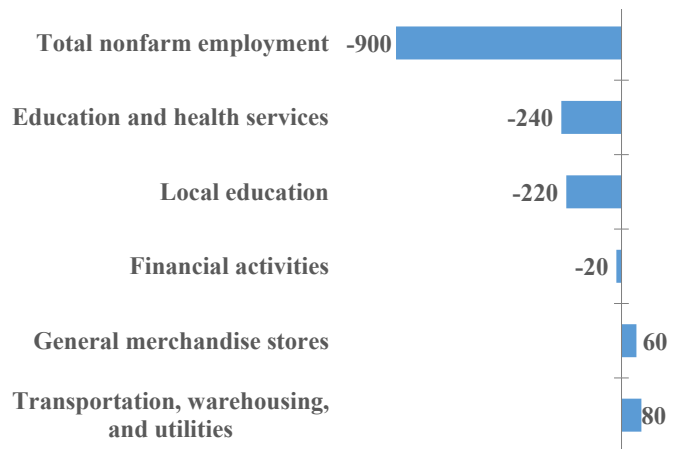
Source: Oregon Employment Department and Oregon Higher Education Commission



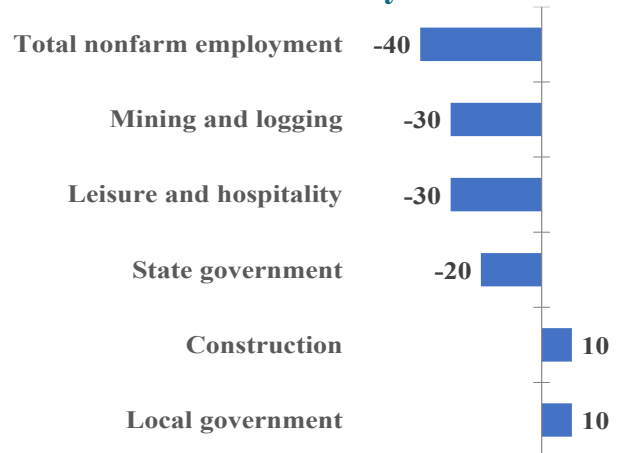
Selected Industry Gains and Losses (Over-the-year net employment change)

Source: Oregon Employment Department, Current Employment Estimates

Klamath County



Lake County



For economic or labor market data contact:
 Polly Farrimond, Workforce Analyst
 Jackson, Josephine, Klamath and Lake counties
polly.a.farrimond@oregon.gov 541-414-5325
 Contact me to be added to this distribution list.

Follow our blog: oregonemployment.blogspot.com
 Twitter: twitter.com/OED_Research
 Website: qualityinfo.org