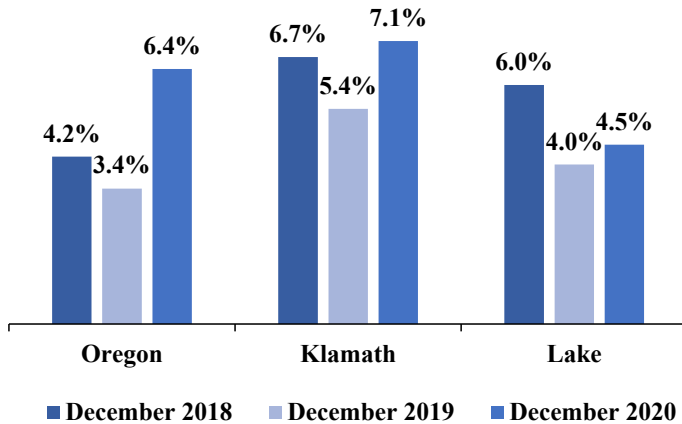


Klamath & Lake Counties

January 2021 Edition

Statewide and Local Unemployment Rates (Seasonally adjusted)

Source: Oregon Employment Department, Local Area Unemployment Statistics



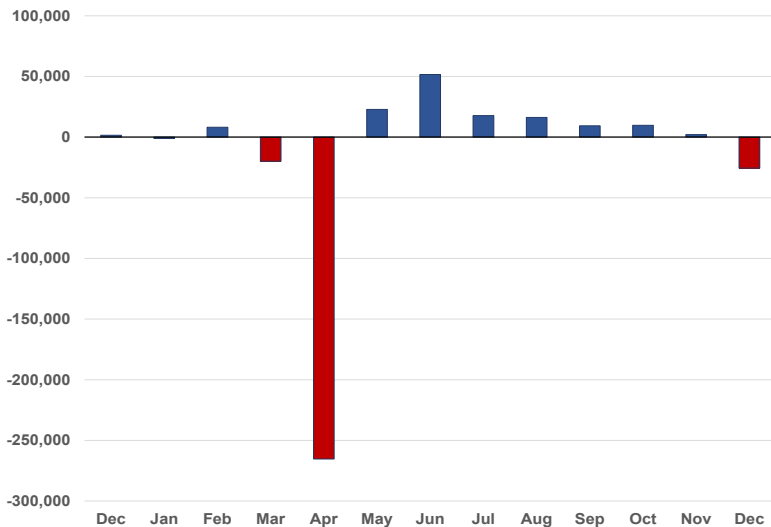
In December 2020, Klamath County's unemployment rate was 7.1%, up 1.7 percentage points from last year. Lake County's unemployment rate was 4.5%, up 0.5 percentage points over last year. Leisure and hospitality, and mining and logging are the two industries with the biggest losses in December.

The Graph of the Month is written by Gail Krumenauer, State Employment Economist. Oregon lost 25,500 jobs in December, and the unemployment rate rose to 6.4%. Oregon closed out 2020 having added back 37% of the 285,000 jobs we lost in the spring. Transportation, warehousing, and utilities was the only broad sector of the economy that added jobs between December 2019 and December 2020. The 8.1% rate of growth (+6,000 jobs) would be extraordinary even during an economic expansion, and remains a sharp contrast to the rest of Oregon's labor market in 2020. You can read this blog post [here](#).

Graph of the Month Monthly Job Change in Oregon December 2019 to December 2020

Total Nonfarm Payroll, Seasonally Adjusted

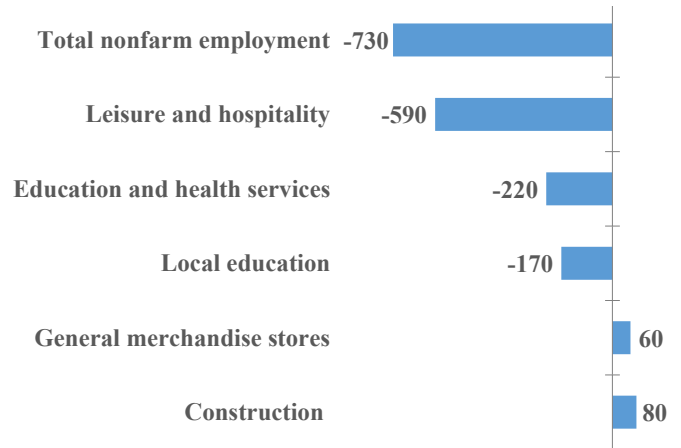
Source: Oregon Employment Department, Current Employment Statistics



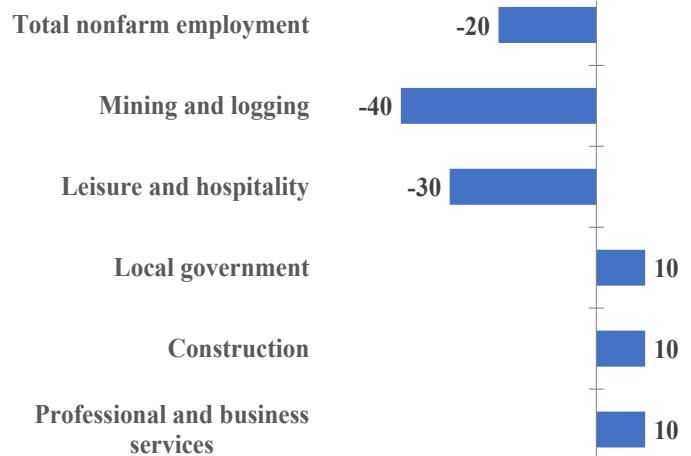
Selected Industry Gains and Losses (Over-the-year net employment change)

Source: Oregon Employment Department, Current Employment Estimates

Klamath County



Lake County



For economic or labor market data contact:
Polly Farrimond, Workforce Analyst
Jackson, Josephine, Klamath and Lake counties
polly.a.farrimond@oregon.gov 541-414-5325
Contact me to be added to this distribution list.

Follow our blog: oregonemployment.blogspot.com
Twitter: twitter.com/OED_Research
Website: qualityinfo.org