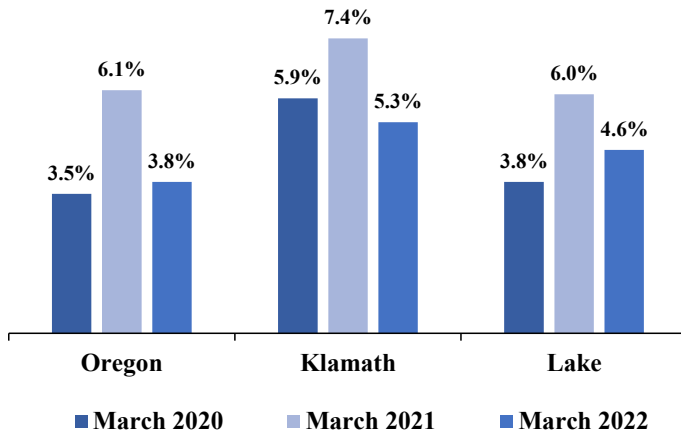


Klamath & Lake Counties

April 2022 Edition

Statewide and Local Unemployment Rates (Seasonally adjusted)

Source: Oregon Employment Department, Local Area Unemployment Statistics



Selected Industry Gains and Losses (Over-the-year net employment change)

Source: Oregon Employment Department, Current Employment Estimates

Klamath County

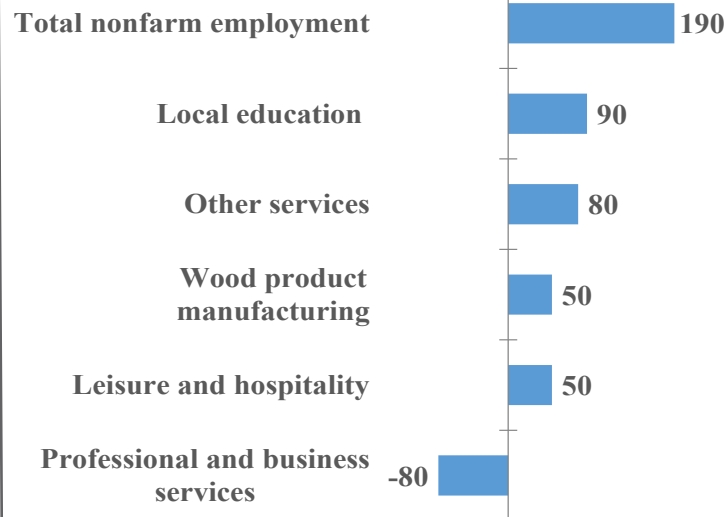
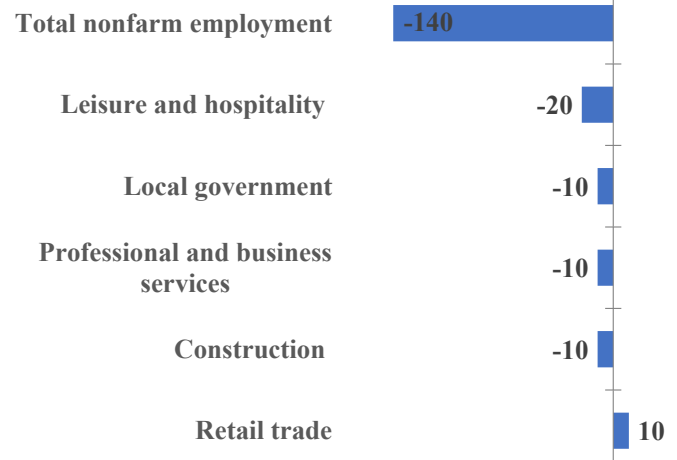


Table of the Month Oregon Job Vacancies by Industry, Winter 2022

Source: Oregon Employment Department

Industry	Vacancies
All Industries	100,145
Leisure and hospitality	20,240
Health care and social assistance	17,256
Manufacturing	9,966
Retail trade	9,683
Construction	9,206
Management, administrative, and waste services	6,938
Wholesale trade	5,401
Other services	5,145
Professional, scientific, and technical services	5,130
Financial activities	3,779
Natural resources and mining	3,552
Transportation, warehousing, and utilities	2,639
Private educational services	884
Information	72

Lake County



The winter job vacancy survey data was just released by the Research Division at the Oregon Employment Department. Leisure and hospitality had the most job vacancies in the winter, nearly doubling the number of vacancies from the previous quarter. Health care and social assistance had 17,300 vacancies in the winter. The results of the Job Vacancy Survey can be found on QualityInfo [here](#).

Polly Farrimond, Workforce Analyst/Economist
 Jackson, Josephine, Klamath, Lake, Douglas, Coos and Curry Counties
polly.a.farrimond@employ.oregon.gov 541-414-5325

Follow our blog: oregonemployment.blogspot.com
 Twitter: twitter.com/OED_Research
 Website: qualityinfo.org