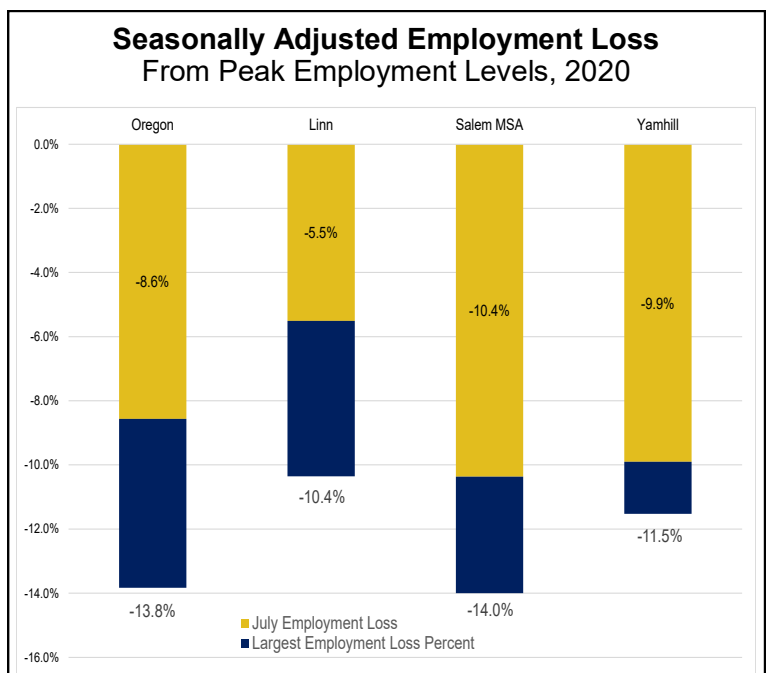
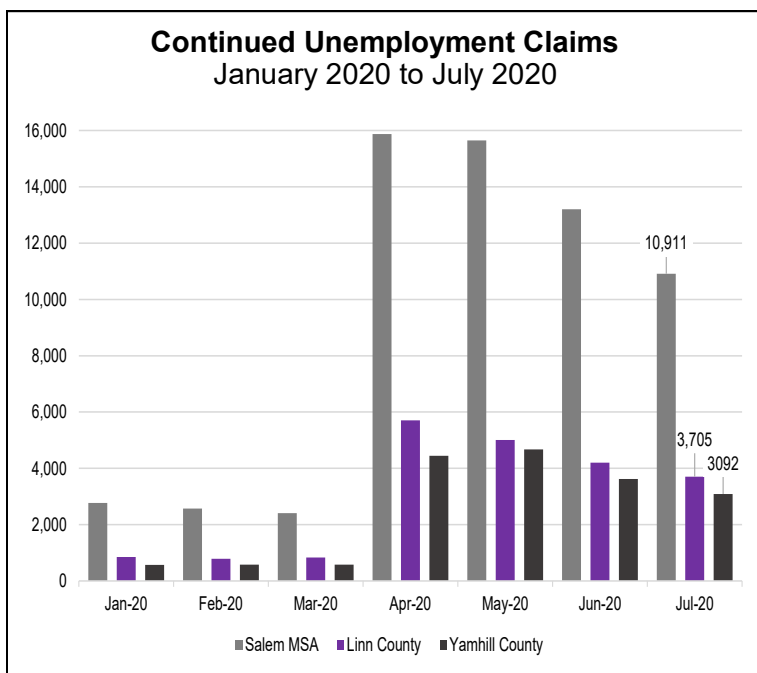
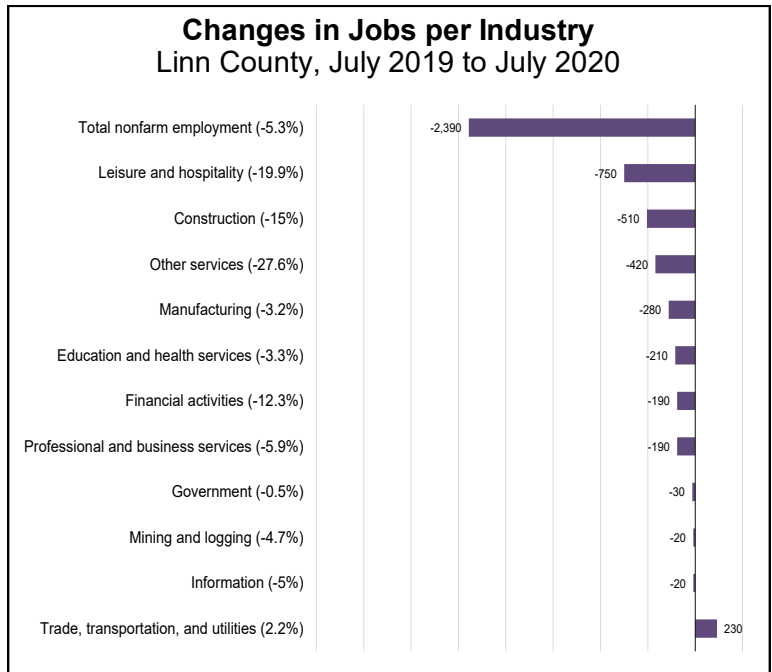
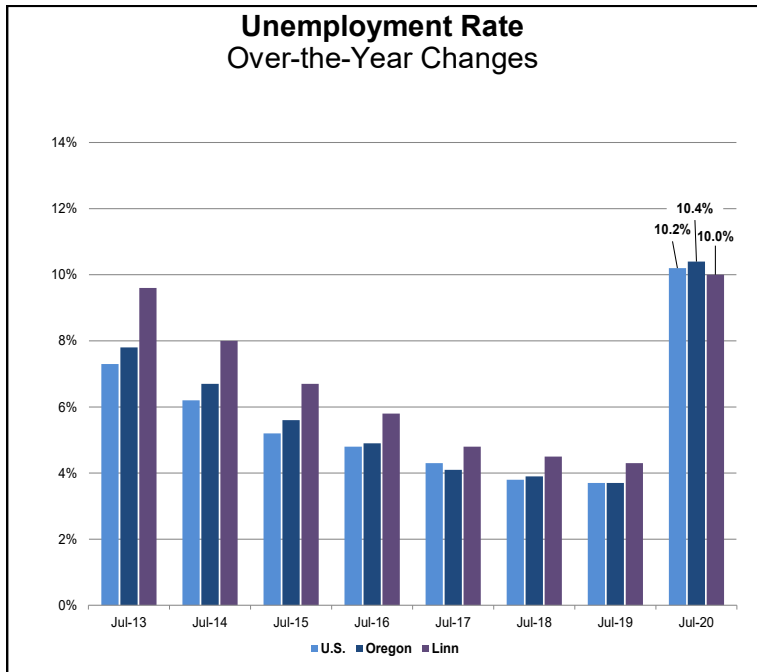


## Mid-Valley Economic Indicators—Linn County

Linn County's economic recovery slowed in July. Seasonally adjusted unemployment in the county was 10.0 percent, down 0.8 percentage point from June. Total nonfarm employment (not seasonally adjusted) declined 1.5 percent from June. Finally, continued unemployment claims in Linn County (which counts individuals who were eligible and received benefits) were down from 4,206 in June to 3,705 in July. This is still more than four times higher than the average level seen in the first quarter.

Our graph of the month compares the highest level of employment in 2020 (before preventative measures meant to combat COVID were introduced) to both the lowest level of employment and employment for July 2020.



For more information and/or to be added to the monthly e-mail distribution list, contact:

Michael Doughty, Workforce Analyst, Oregon Employment Dept.  
 Serving Linn, Marion, Polk, and Yamhill counties  
[Michael.Doughty@oregon.gov](mailto:Michael.Doughty@oregon.gov)

Join the conversation and stay informed.

[oregonemployment.blogspot.com/](http://oregonemployment.blogspot.com/)

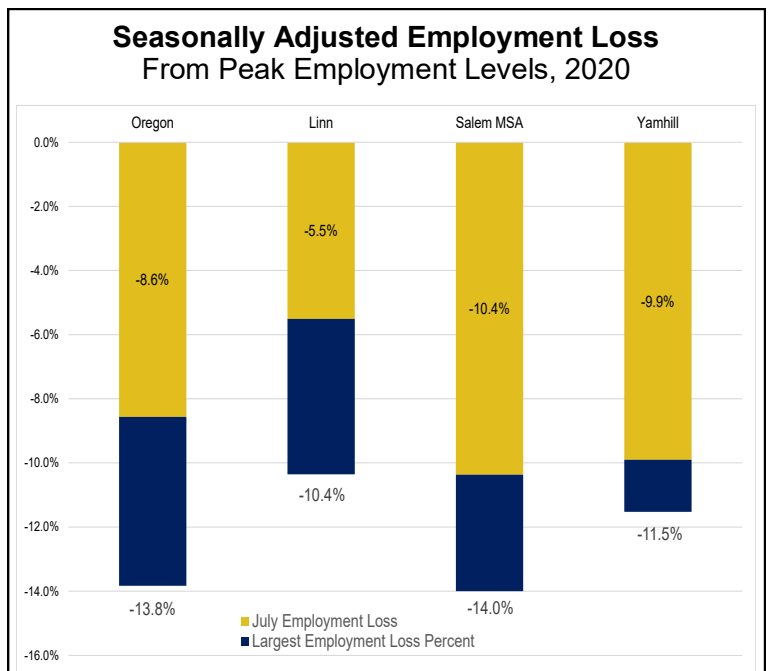
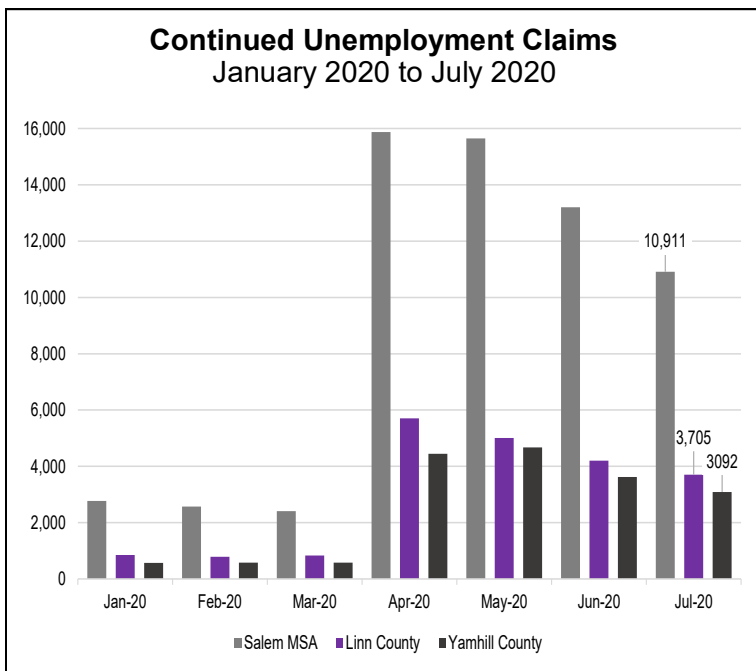
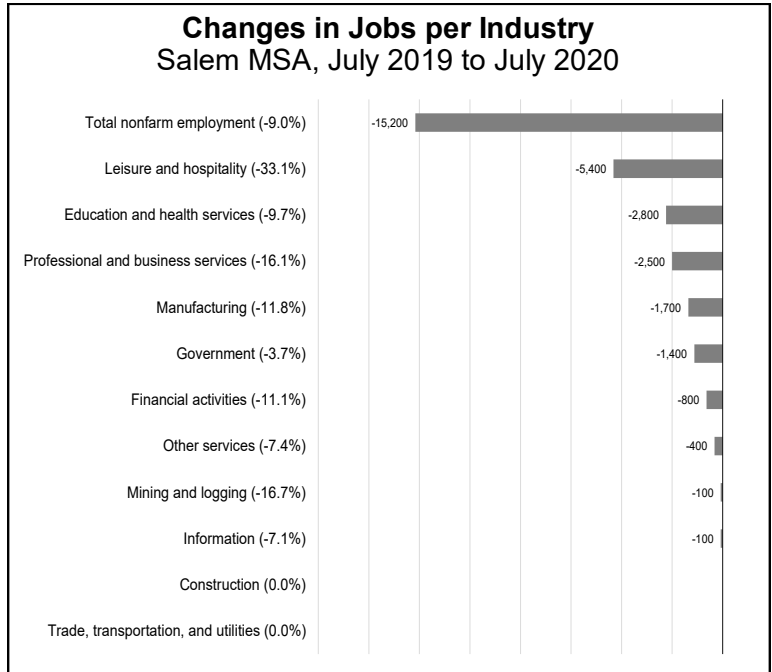
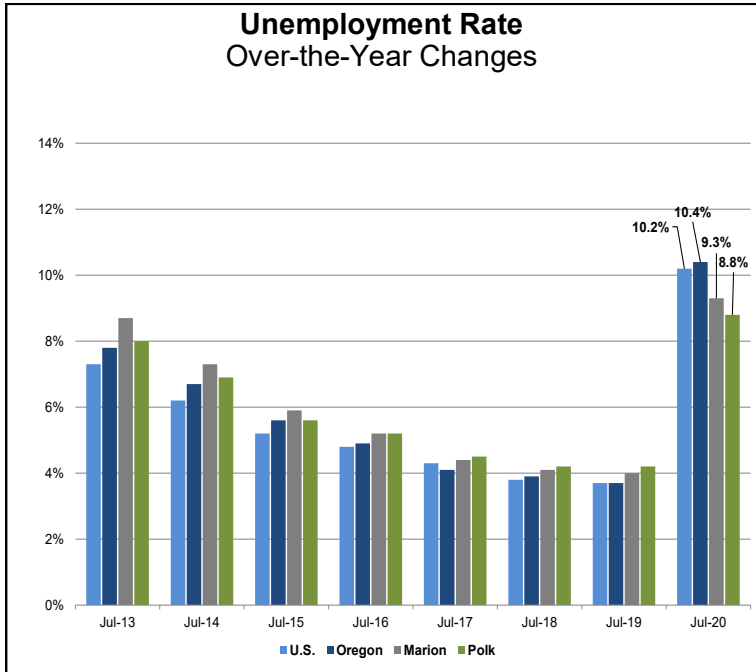
Twitter: @OED\_Research

I am available for presentations and speaking engagements.

## Mid-Valley Economic Indicators—Salem MSA

The economic recovery in the Salem MSA slowed in July. Seasonally adjusted unemployment in the MSA was 9.6 percent, down 0.9 percentage point from June. Total nonfarm employment (not seasonally adjusted) declined 1.2 percent from June. Finally, continued unemployment claims in Salem MSA (which counts individuals who were eligible and received benefits) were down from 13,210 in June to 10,911 in July. This is still more than four times higher than the average level seen in the first quarter.

Our graph of the month compares the highest level of employment in 2020 (before preventative measures meant to combat COVID were introduced) to both the lowest level of employment and employment for July 2020.



For more information and/or to be added to the monthly e-mail distribution list, contact:

Michael Doughty, Workforce Analyst, Oregon Employment Dept.  
 Serving Linn, Marion, Polk, and Yamhill counties  
[Michael.Doughty@oregon.gov](mailto:Michael.Doughty@oregon.gov)

Join the conversation and stay informed.

[oregonemployment.blogspot.com/](http://oregonemployment.blogspot.com/)

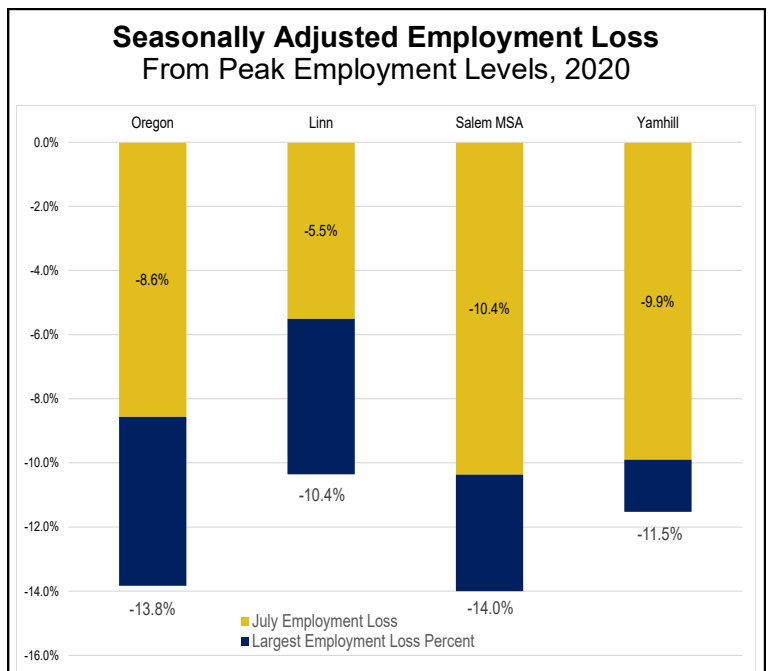
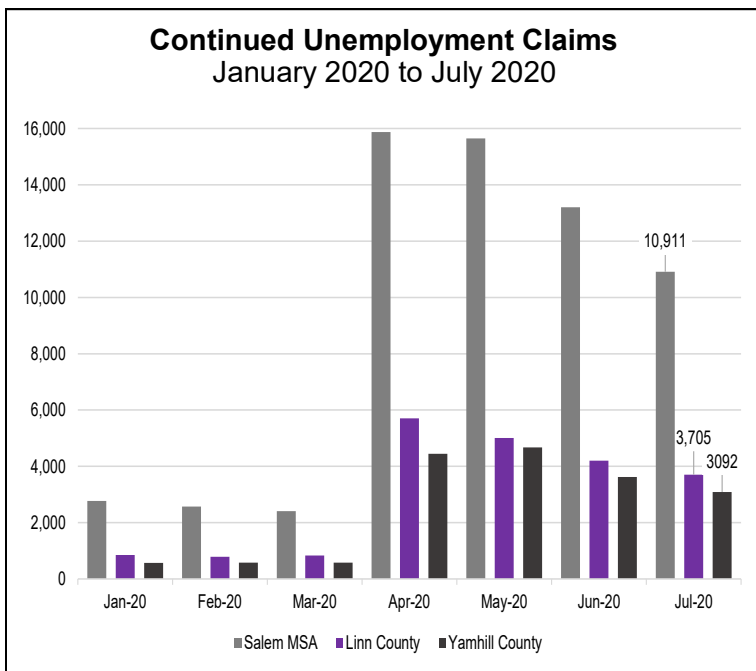
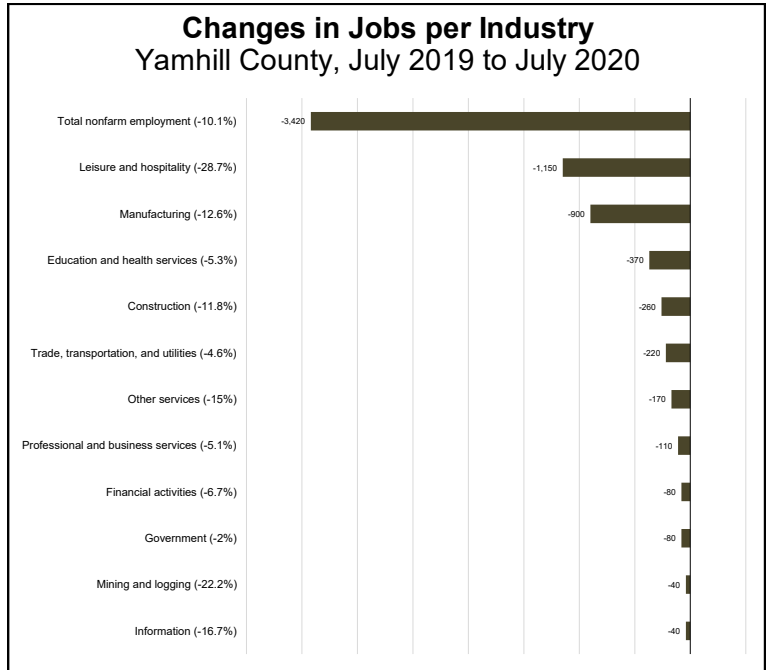
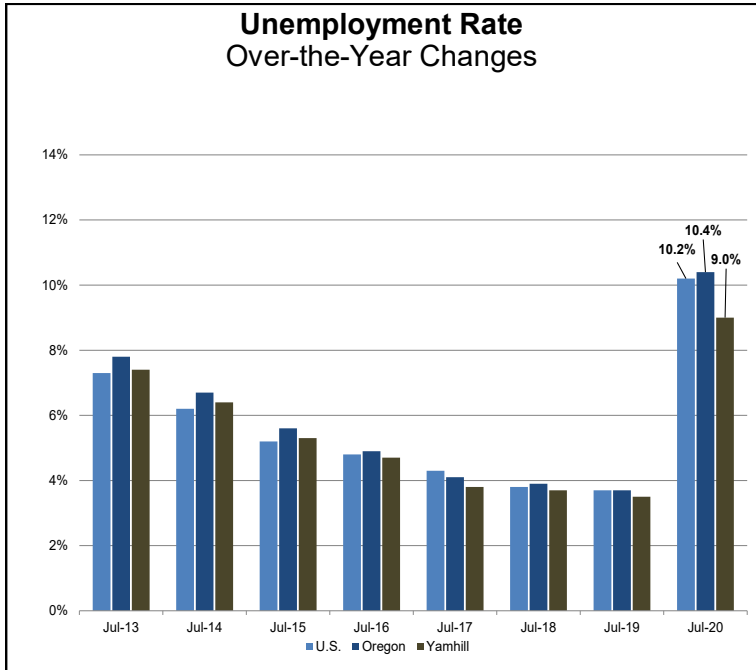
Twitter: @OED\_Research

I am available for presentations and speaking engagements.

## Mid-Valley Economic Indicators—Yamhill County

Yamhill's County's economic recovery slowed in July. Seasonally adjusted unemployment in the county was 9.0 percent, down 1.0 percentage point from June. Total nonfarm employment (not seasonally adjusted) declined 2.0 percent from June to July. Finally, continued unemployment claims in Yamhill County (which counts individuals who were eligible and received benefits) were down from 3,627 in June to 3,092 in July. This is still more than four times higher than the average level seen in the first quarter.

Our graph of the month compares the highest level of employment in 2020 (before preventative measures meant to combat COVID were introduced) to both the lowest level of employment and employment for July 2020.



For more information and/or to be added to the monthly e-mail distribution list, contact:

Michael Doughty, Workforce Analyst, Oregon Employment Dept.  
 Serving Linn, Marion, Polk, and Yamhill counties  
[Michael.Doughty@oregon.gov](mailto:Michael.Doughty@oregon.gov)

Join the conversation and stay informed.

[oregonemployment.blogspot.com/](http://oregonemployment.blogspot.com/)

Twitter: @OED\_Research

I am available for presentations and speaking engagements.