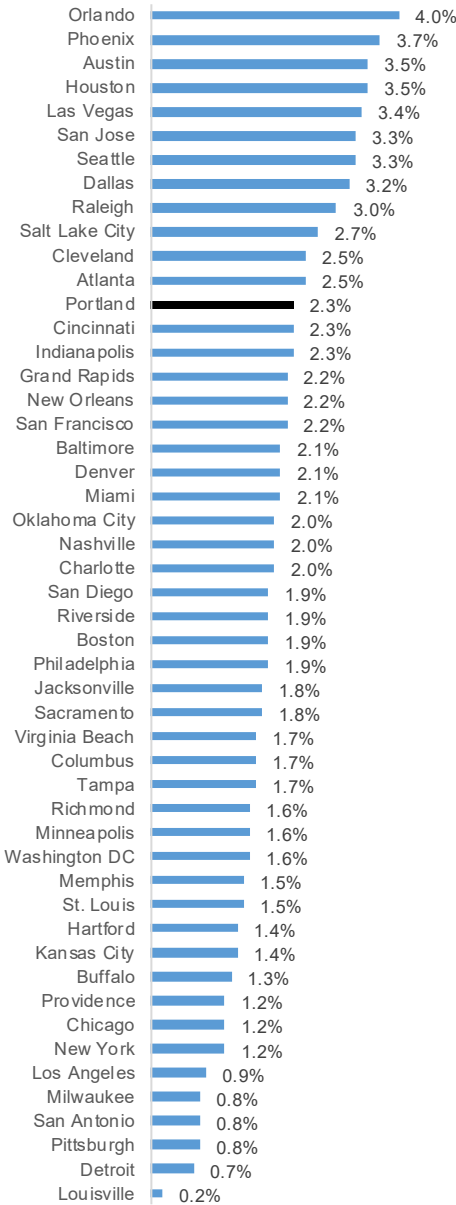


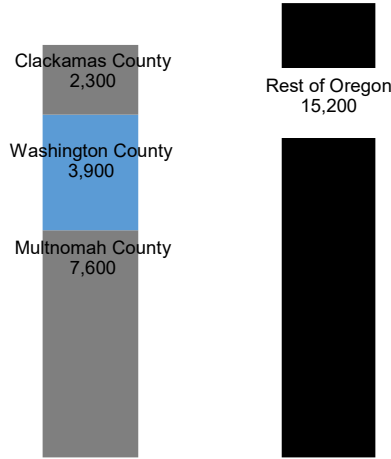
Employment Growth

Dec 2017 to Dec 2018 - 50 US Metros



Employment Growth by County

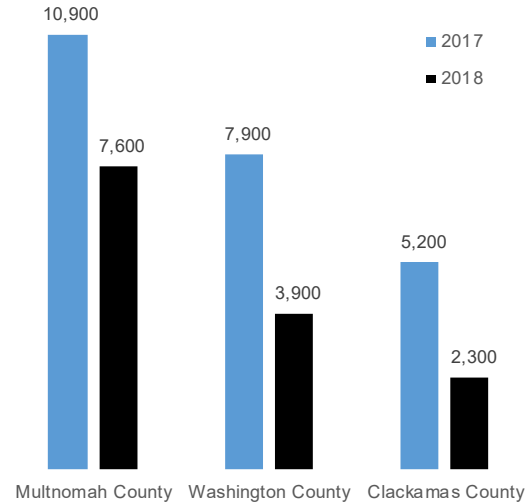
December 2017 to December 2018



The tri county area added 13,800 jobs from December 2017 to December 2018. That's 48 percent of all new Oregon jobs.

Employment Growth by County

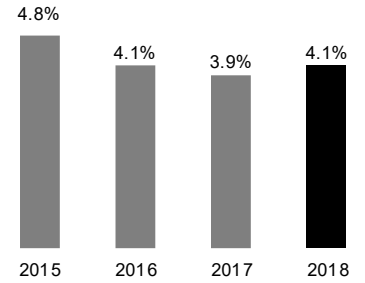
December 2017 to December 2018



Job growth continued in the Portland area in 2018 for the eighth straight year, though at a much slower pace.

EMPLOYMENT TRENDS

December Unemployment Rate
Portland Metro - Seasonally adjusted



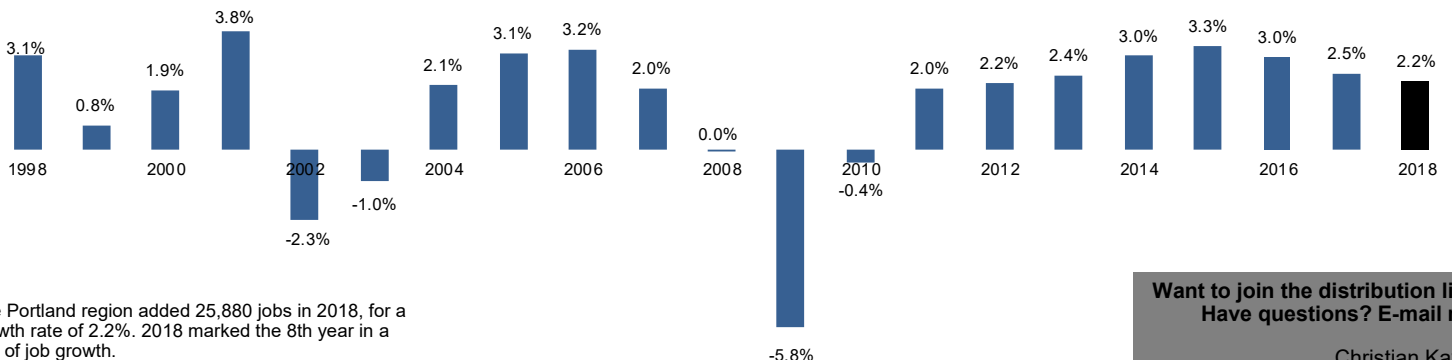
Employment Growth
Portland Metro

Dec 2018 1,216,600
Growth +22,600 (+1.9%)
Year-over-year

Industry Growth
Portland Metro - December
Year-over-year growth (percentage)

Healthcare & Social Assistance	+11,400 (+8.0%)
Construction	+5,300 (+7.5%)
Manufacturing	+4,900 (+3.9%)
Information	+800 (+3.2%)
Leisure & Hospitality	+3,200 (+2.6%)
Financial Activities	+1,000 (+1.4%)
Transportation & Warehousing	-300 (-0.7%)
Professional & Business Services	-2,700 (-1.5%)

Portland Metro Employment Growth Year-over-year 1998 to 2018



The Portland region added 25,880 jobs in 2018, for a growth rate of 2.2%. 2018 marked the 8th year in a row of job growth.

**Want to join the distribution list?
Have questions? E-mail me!**

Christian Kaylor
Christian.R.Kaylor@oregon.gov