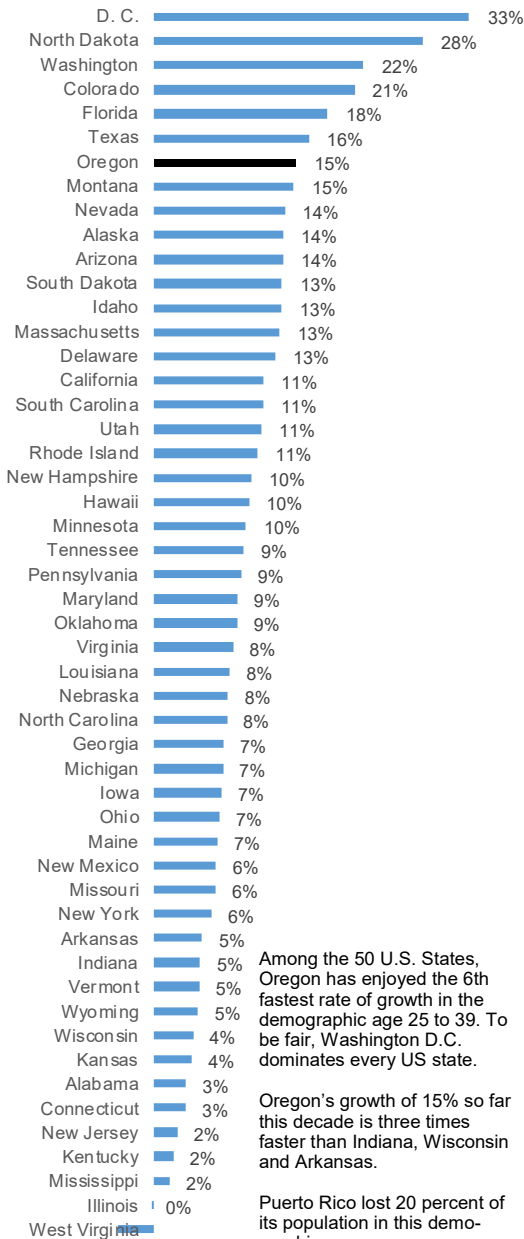


Younger Adult Growth Rate

Growth of Population Age 25 to 39 - 2010 to 2018



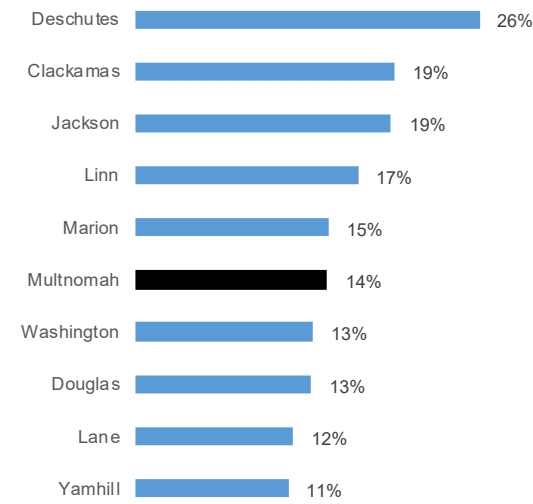
Among the 50 U.S. States, Oregon has enjoyed the 6th fastest rate of growth in the demographic age 25 to 39. To be fair, Washington D.C. dominates every US state.

Oregon's growth of 15% so far this decade is three times faster than Indiana, Wisconsin and Arkansas.

Puerto Rico lost 20 percent of its population in this demographic.

Population Growth 2010 to 2018

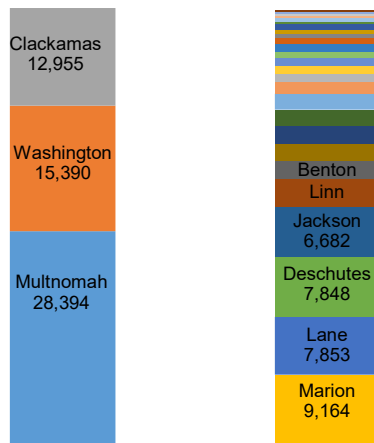
Population Age 25 to 39



The Bend area has attracted younger adults at an impressive rate. Among the 10 largest Oregon counties, the pace of Multnomah County's growth is not unusual.

Population Growth 2010 to 2018

Population Age 25 to 39

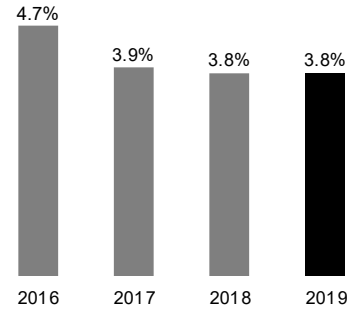


Half of Oregon's growth in this demographic is the three Portland area counties. Twenty five percent of Oregon's growth is just in Multnomah County.

EMPLOYMENT TRENDS

May Unemployment Rate

Portland Metro - Seasonally adjusted



Employment Growth

Portland Metro

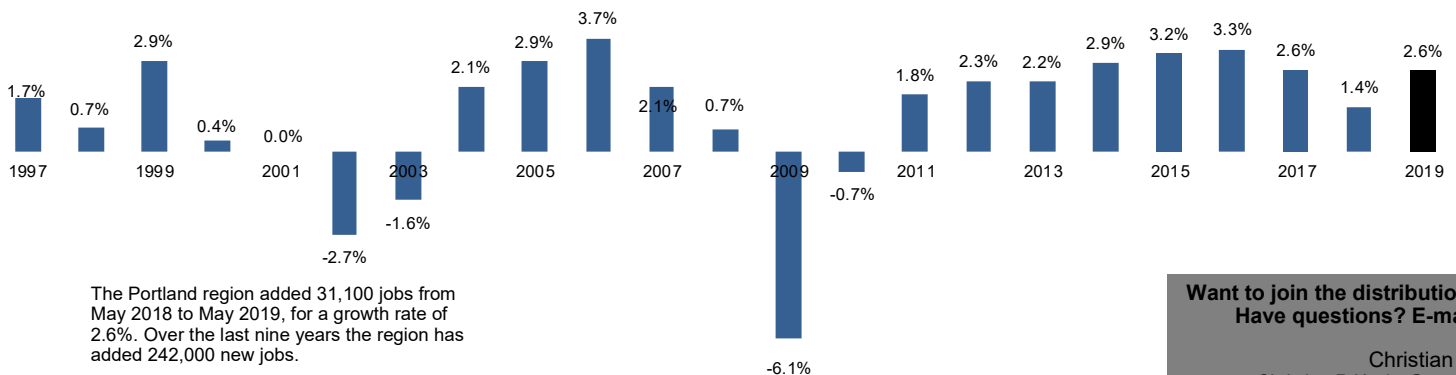
May 2019	1,224,800
Growth Year-over-year	+31,100 (+2.6%)

Industry Growth

Portland Metro - May Year-over-year growth (percentage)

Transportation & Warehousing	+4,200 (+11.3%)
Construction	+4,400 (+6.2%)
Information	+900 (+3.6%)
Manufacturing	+4,100 (+3.2%)
Professional & Business Services	+5,300 (+2.9%)
Healthcare & Social Assistance	+3,700 (+2.4%)
Leisure & Hospitality	+1,800 (+1.4%)
Financial Activities	+900 (+1.3%)

Portland Metro Employment Growth Year-over-year May to May



The Portland region added 31,100 jobs from May 2018 to May 2019, for a growth rate of 2.6%. Over the last nine years the region has added 242,000 new jobs.

Want to join the distribution list?
Have questions? E-mail me!

Christian Kaylor
Christian.R.Kaylor@oregon.gov