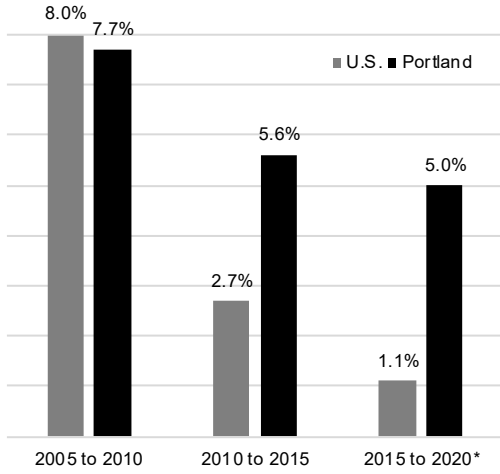
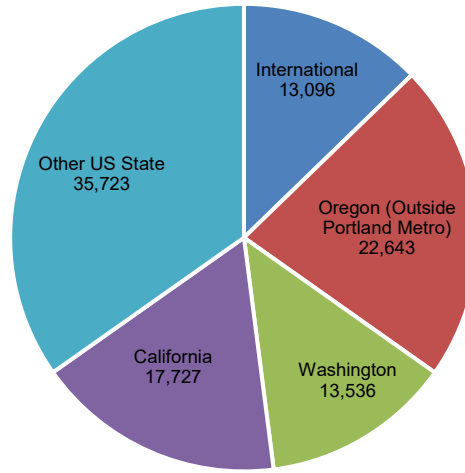


**Working Age Population Growth**  
Age 18 to 65 - U.S. and Portland Metro



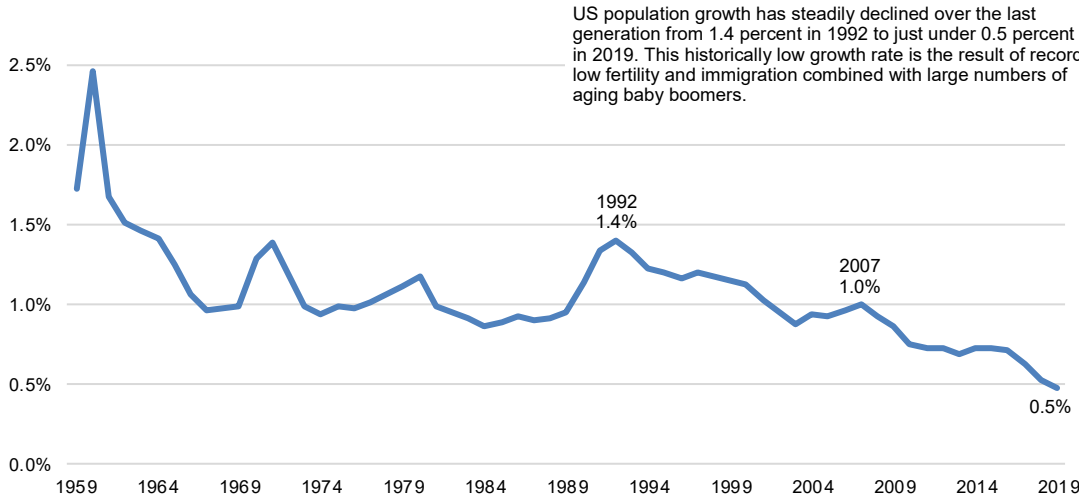
As baby boomers reach retirement age, growth in the population that is working age has slowed dramatically.  
\*Data is imputed based on latest data available

**Source of Portland Migrants**  
Previous Residence of Tri County Migrants



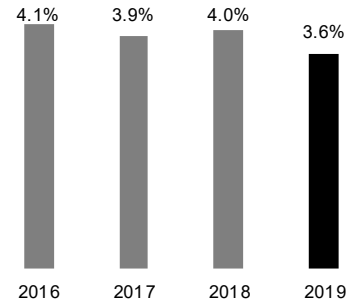
About 103,000 Tri County residents lived elsewhere a year prior. Almost half of the 13,536 migrants from Washington were living in Clark County (the Portland Metro region).

**U.S. Population Growth**  
1959 to 2019



**EMPLOYMENT TRENDS**

**December Unemployment Rate**  
Portland Metro - Seasonally adjusted



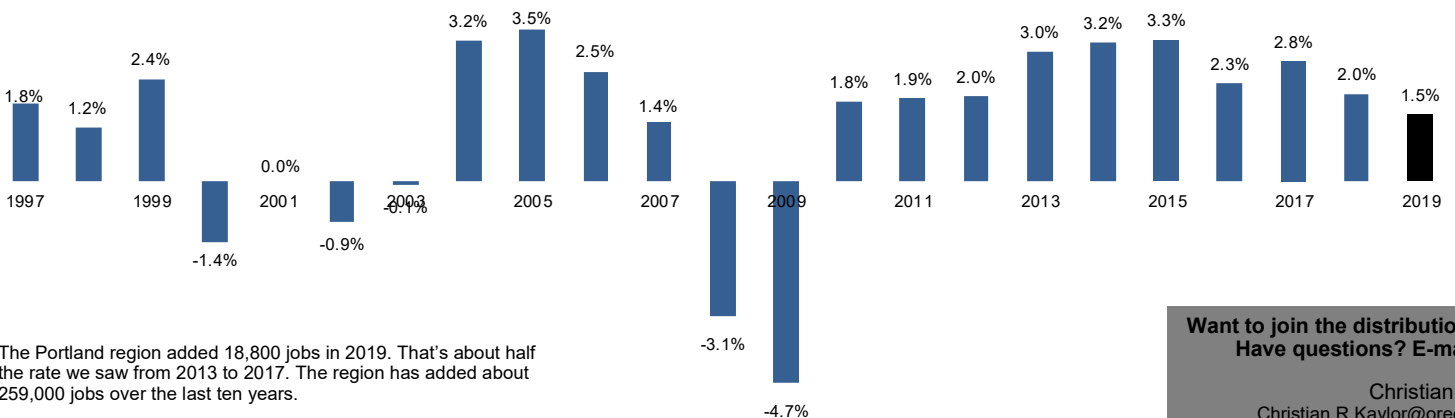
**Employment Growth**  
Portland Metro

**Dec 2019** 1,238,500  
Growth +18,800 (+1.5%)  
Year-over-year

**Industry Growth**  
Portland Metro - December  
Year-over-year growth (percentage)

Information	+1,700 (+6.6%)
Professional & Business Services	+3,000 (+3.8%)
Financial Activities	+2,600 (+3.6%)
Health Care & Social Assistance	+3,700 (+2.4%)
Transportation & Warehousing	+1,100 (+2.4%)
Construction	+1,500 (+2.0%)
Manufacturing	+1,200 (+0.9%)
Leisure & Hospitality	-200 (-0.2%)

**Portland Metro Employment Growth** Year-over-year December to December



The Portland region added 18,800 jobs in 2019. That's about half the rate we saw from 2013 to 2017. The region has added about 259,000 jobs over the last ten years.

**Want to join the distribution list?**  
**Have questions? E-mail me!**

Christian Kaylor  
Christian.R.Kaylor@oregon.gov