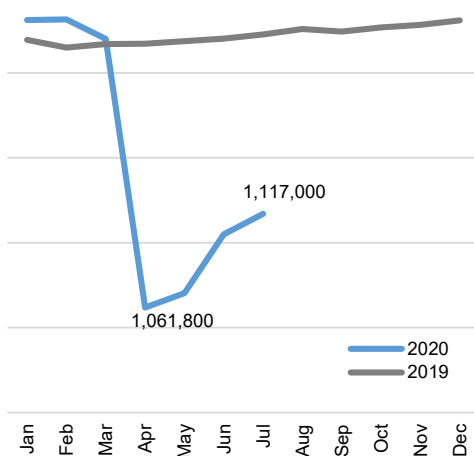


Employment in Portland Metro

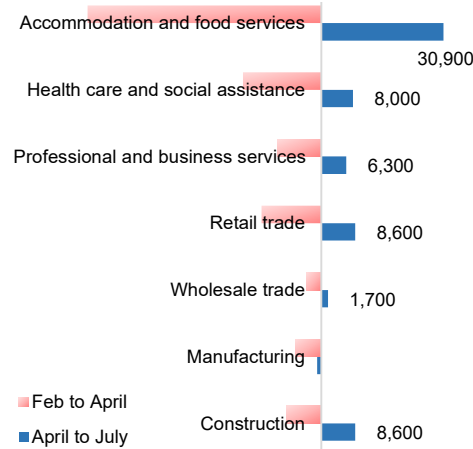
2019 and 2020 through July



After losing 14 percent of all jobs in March and April, we've regained about 38 percent of the jobs lost. However, July's growth was noticeably slower than June's.

Portland Metro Industry Growth

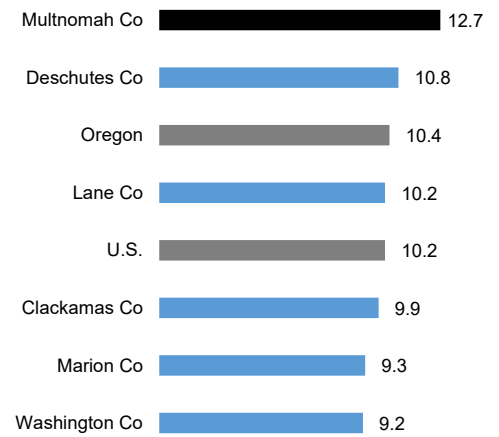
February to April and April to July



Industries are bouncing back differently. Manufacturing hasn't recovered any employment, while construction has almost completely regained lost employment.

Unemployment Rate

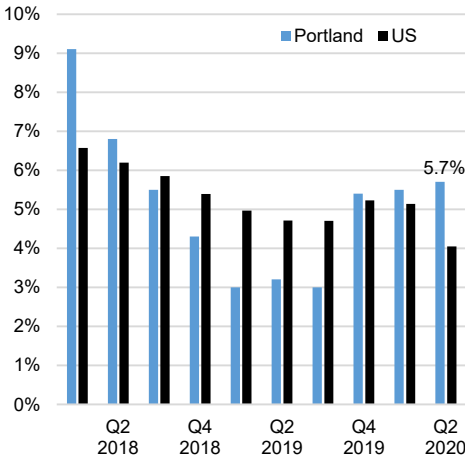
July 2020 - Seasonally Adjusted



The Multnomah County unemployment rate is noticeably higher than the U.S. and Oregon rate. Washington County has a relatively low rate.

House Price Index Growth

Q1 2018 to Q2 2020 - Federal Housing Finance Agency



Construction & Manufacturing

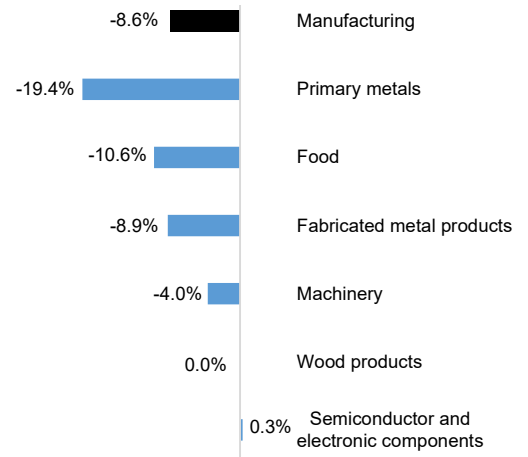
Home prices continued to grow in the Portland region by almost 6 percent in the second quarter of 2020 compared to the same period last year. www.fhfa.gov

This data, along with the employment numbers suggest that the housing market hit a speed bump in April and has now largely recovered.

Manufacturing, on the other hand has not yet bounced back from its April shock. Looking at manufacturing sectors, metal and food products has been hardest hit, while high tech manufacturing is only lightly affected.

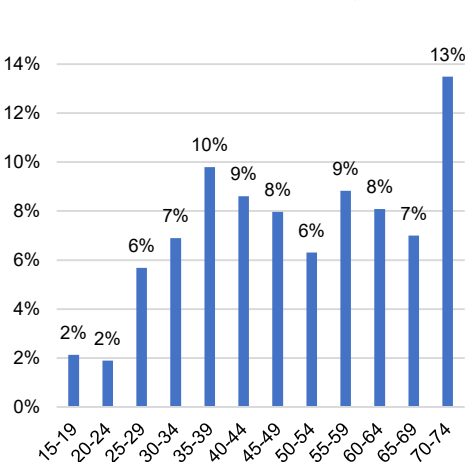
Manufacturing Growth by Sector

Portland Metro Region - July 2019 to July 2020



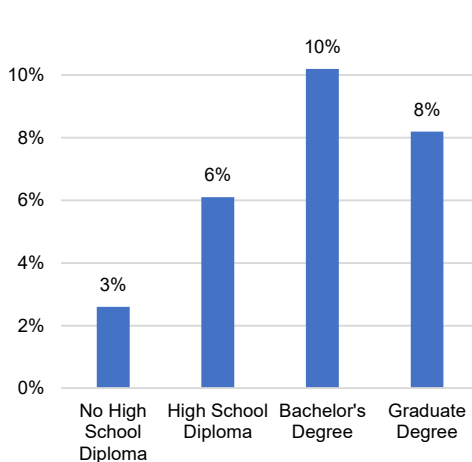
Working from Home by Age

Share of Full Time Workers - Portland Region



Working from Home by Education

Share of Full Time Workers - Portland Region



Who Works From Home

Looking at U.S. Census data for the Portland Region before COVID-19, some folks were more likely to be working from home than others.

Working from home was rare for workers under age 25 and for workers without high school diplomas, while working from home is relatively common among workers over age 70.

Much of this variation is explained by the nature of the jobs where these folks work. Jobs in food service, cleaning, and personal care are more likely to be held by younger, less educated workers. While many white collar jobs, like lawyers, architects and engineers can be done from home.

Source: US Census, American Community Survey, 2018

**Want to join the distribution list?
Have questions? E-mail me!**

Christian Kaylor
Christian.R.Kaylor@oregon.gov