

Employment Trends

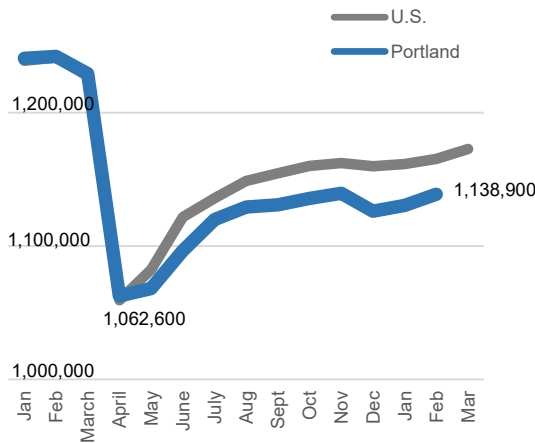
The Portland Metro region lost 13,400 jobs in December wiping out all of the job growth since August. Job growth in January and February has restored almost all of that December decline.

Every major industry was hard hit in April of 2020. Each industry has experienced the recovery since April differently.

Retail trade's recovery has been led by grocery stores while clothing retail struggles. The accommodation and food service sector was by far the most negatively effected while continuing to face major headwinds. Manufacturing was relatively lightly hit in April, but has seen a fairly weak recovery since.

Employment in Portland Metro

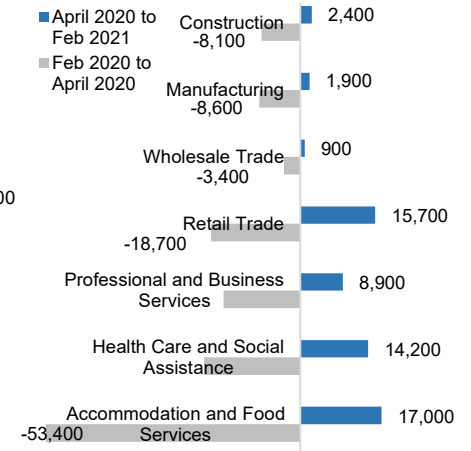
January through February 2021



Portland's job crisis matched the U.S. in scale in April. Since April, Portland employment has grown by 7.2%, while the U.S. is up 10%.

Job Bounce by Industry

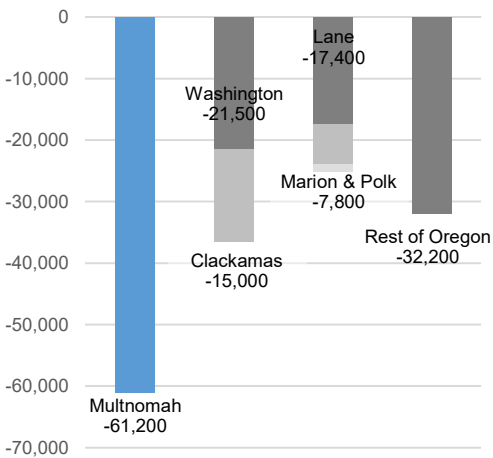
Portland Metro Region



After the initial employment crisis in April, each industry has bounced back - or failed to bounce - to different degrees.

Employment Losses by County

February 2020 to February 2021



Employment Trends

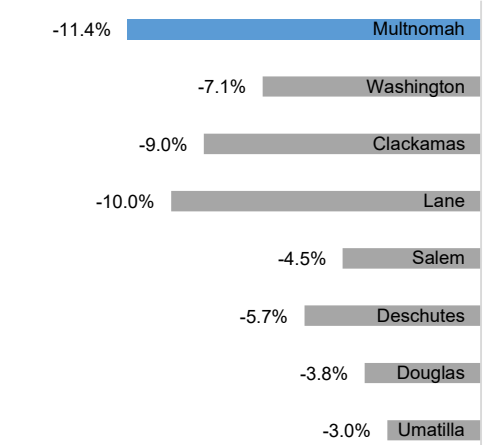
Oregon lost 154,900 jobs from February 2020 to February 2021. Multnomah County was the hardest hit community in Oregon, absorbing 39% of all the jobs lost in Oregon. Adding in Clackamas and Washington counties, the tri county region represents 63% of Oregon's job loss.

Oregon's loss of 61,200 jobs represented a 11.4% decline, or almost one in eight jobs. In contrast, at least a dozen rural Oregon counties lost less than 5% of their employment.

Clackamas and Lane, the 3rd and 4th largest Oregon counties, have seen relative job losses only slightly milder than Multnomah's.

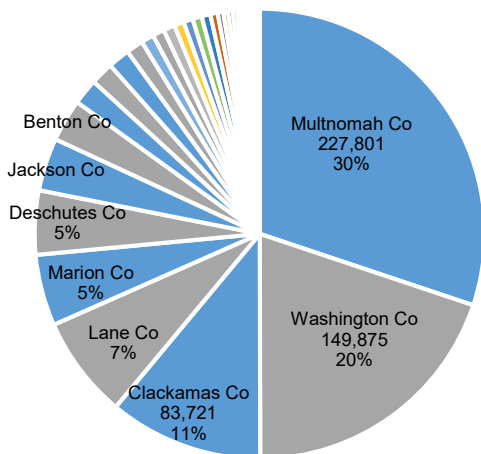
Employment Losses by County

February 2020 to February 2021



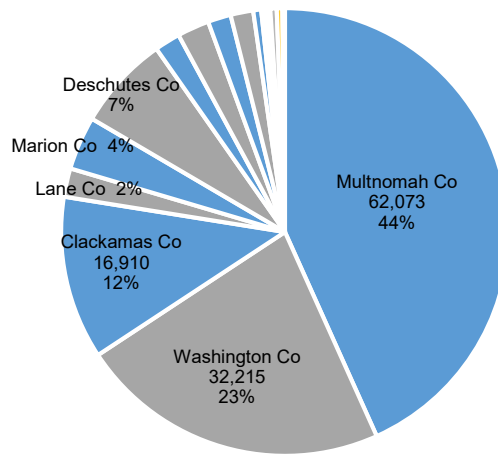
College Graduates, Working Age

2019
Population Age 25-64 with a 4 Year Degree by County



Growth of College Graduates

2010 to 2019
Population Age 25-64 with a 4 Year Degree by County



Highly Educated Workforce

The Portland region enjoys the bulk of Oregon's highly educated workforce, with just a few communities representing most of the remainder. The trend over the last decade shows that pattern being reinforced.

Multnomah County is 20% of Oregon's population, but has 30% of Oregon's working age college graduates. 82% of these folks live in just seven of Oregon's 36 counties.

Since 2010, Multnomah county alone has added 44% of Oregon's growth in this key demographic. The three Portland area counties represent 79% of Oregon's growth, while just three other counties represent another 13%.

**Want to join the distribution list?
Have questions? E-mail me!**

Christian Kaylor
Christian.R.Kaylor@oregon.gov