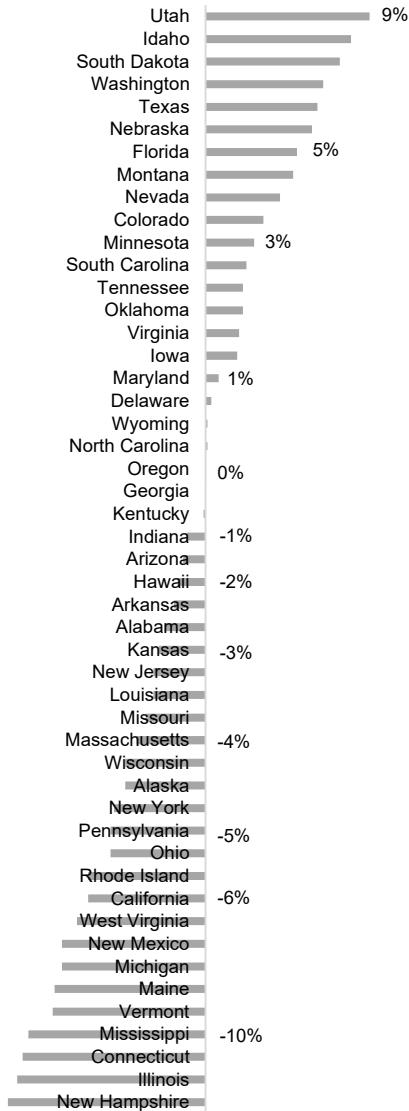
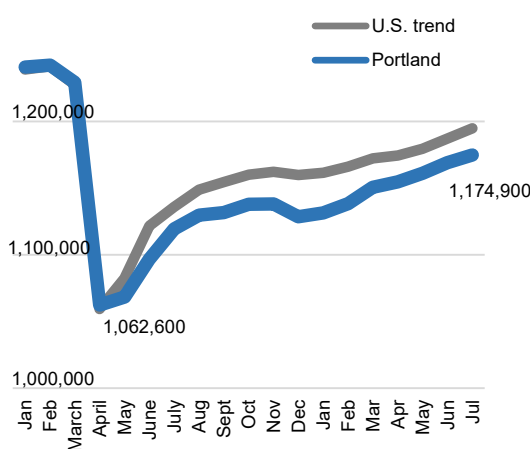


Population Growth - Children
2010 to 2020 by U.S. State - Age 0 to 17

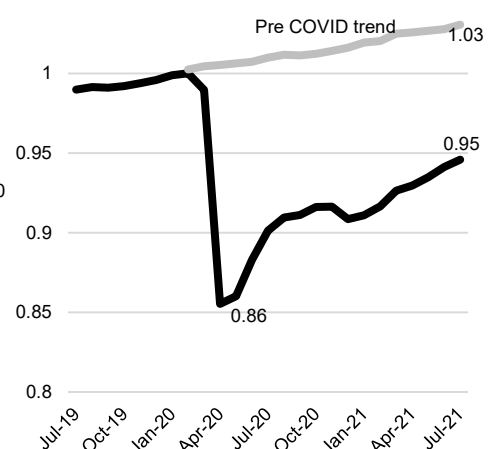


Employment in Portland Metro
January 2020 through July 2021



Portland's job crisis matched the U.S. in scale in April 2020. Since April 2020, Portland employment has grown by 11%, while the U.S. is up 13%.

Employment in Portland Metro
January 2020 through June 2021



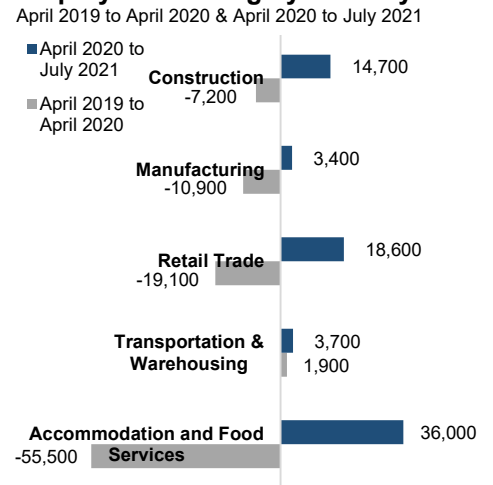
Portland has recovered 63% of the 180,000 jobs we lost in early 2020. We're now down 5% from March 2020, but down about 8% from where we may have been in an alternate, non COVID universe.

Employment Trends

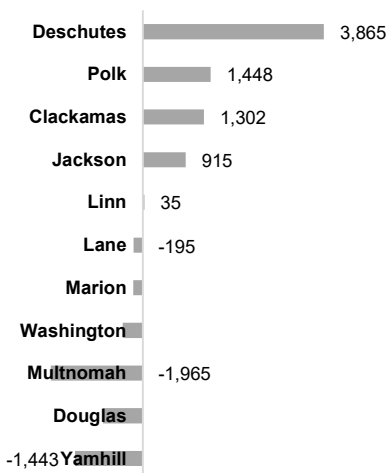
After underperforming the U.S. for job creation for the last half of 2019, the Portland region has roughly tracked the pace of U.S. job creation since February. While the Portland region is now down about 5% in jobs compared to March of 2020, looking at the pre COVID trend, we are down about 8% from where we would have expected to be in that alternative universe.

Looking at industries, lots of diversity there. Construction has boomed while retail has largely recovered. Manufacturing has recovered just a fraction of its losses from early 2020. The transportation and warehousing sector was growing rapidly before COVID and has continued to grow with home deliveries becoming very popular. The hardest hit sector, accommodation and food services, has regained about 65% of the many jobs lost in the initial COVID crisis.

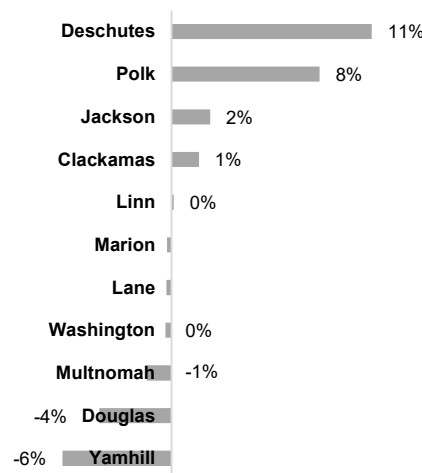
Employment Swing by Industry



Population Growth - Children
Oregon Counties - 2010 to 2020



Population Growth - Children
Oregon Counties - 2010 to 2020



Population Growth

Oregon saw zero increase in the number of children from 2010 to 2020, even as overall population grew in Oregon by 10.6%.

Among Oregon counties, only four saw any notable growth in the number of children since 2010: Deschutes, Polk, Clackamas and Jackson.

The growth in the number of children in relative terms was only notable in Deschutes and Polk county. For Clackamas and Jackson counties, the growth was just 1% and 2% respectively over the ten year period.

**Want to join the distribution list?
Have questions? E-mail me!**

Christian Kaylor
Christian.R.Kaylor@oregon.gov