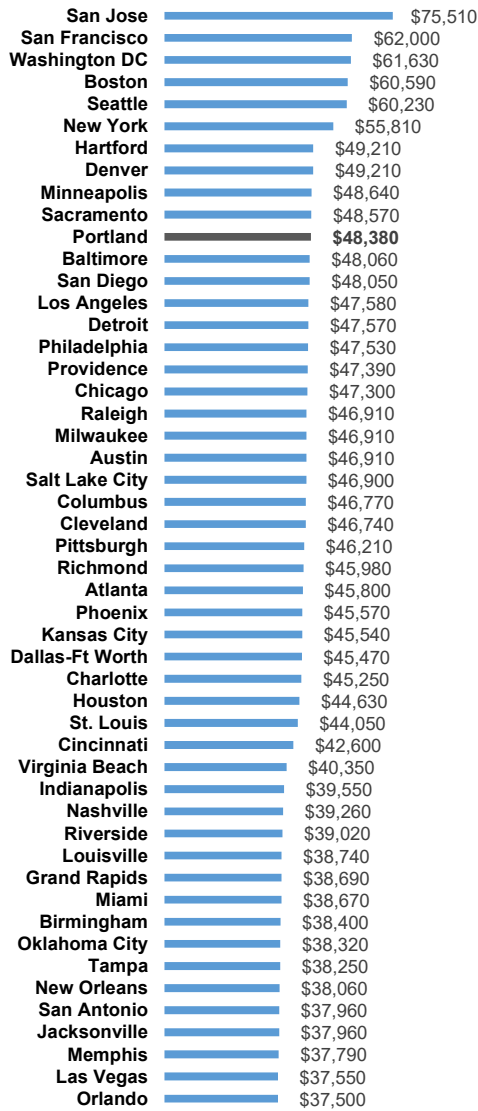


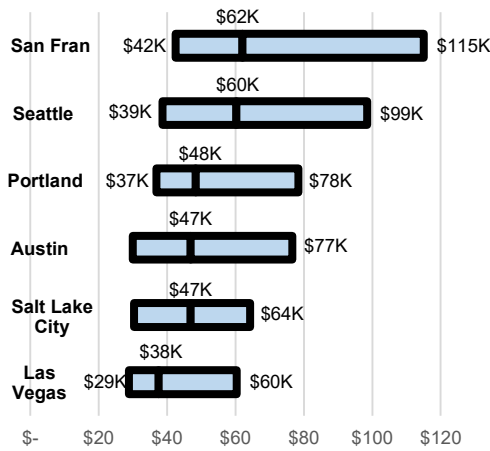
Median Wage by U.S. Metro

May 2021



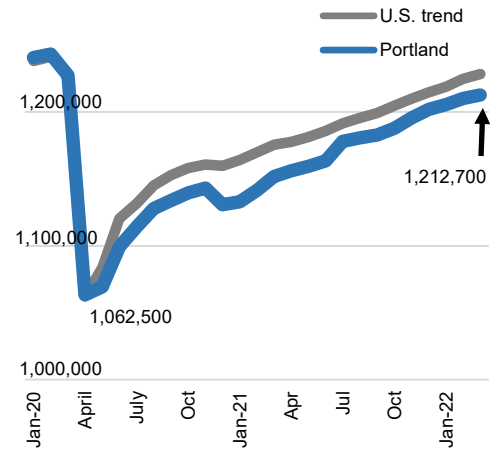
Wages by U.S. Metro

May 2021 - 25th, 50th and 75th percentile



Employment in Portland Metro

January 2020 to March 2021 (seasonally adjusted)



Portland Wages

Portland had a median wage of \$23.26 an hour in 2021. Assuming a full time worker puts in 2,080 hours a year - that works out to \$48,380. Among the 50 largest U.S. Metro regions that puts Portland in 11th place.

Employment Growth

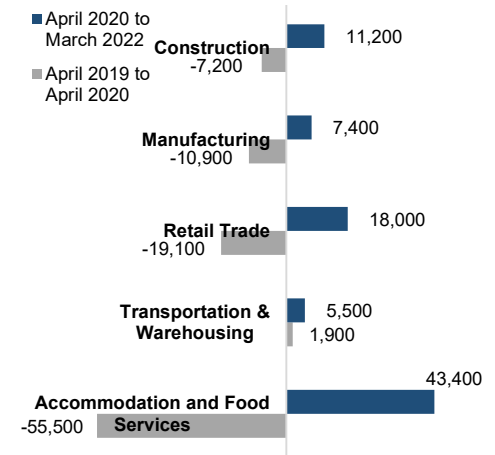
As of March, Portland has recovered 83% of the jobs lost in early 2020. For comparison the U.S. has recovered 93% of the jobs lost. At current growth rates, Portland may recover all of the jobs lost by the end of 2022.

Industry Trends

Two years after the COVID crisis began, most major industries have fully recovered. The sector that was hardest hit - Accommodation and Food Services - is the one that still has the furthest to go in order to recover.

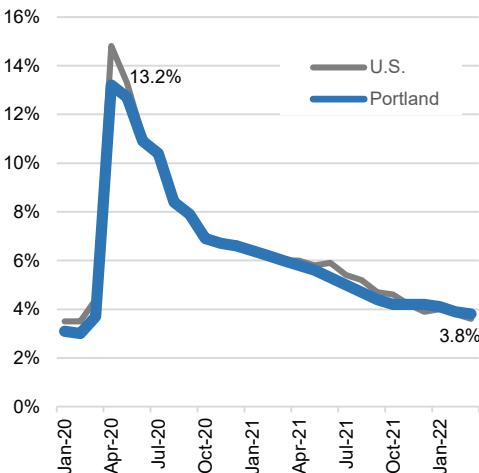
Employment Swing by Industry

April 2019 to April 2020 & April 2020 to March 2022



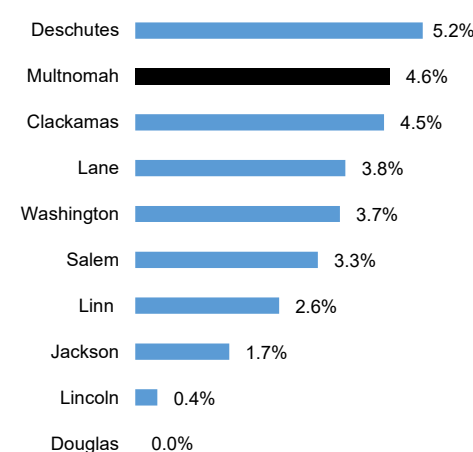
Unemployment Rate Portland Metro

January 2020 through March 2022



Employment Growth by County

March 2021 to March 2022 - By County



Unemployment & Job Growth

For March, the unemployment rate for Portland was 3.8%. For the last 12 months, the U.S. and Portland unemployment rates have tracked each other closely. The March unemployment rate for the U.S. was 3.6%.

Portland created 60,900 jobs in the last 12 months. Multnomah County grew by 4.6%. Most Oregon counties grew at a noticeably slower rate. In particular, counties on the Oregon coast and Southern Oregon saw very slow job growth over the last 12 months.

Want to join the distribution list? Have questions? E-mail me!

Christian Kaylor
Christian.R.Kaylor@oregon.gov