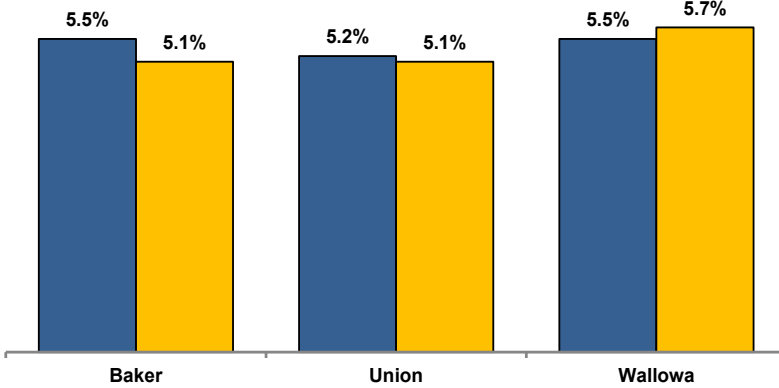


Unemployment Rates (Seasonally Adjusted)

■ October 2017 ■ October 2018



Unemployment Rate News

Baker and Union counties' seasonally adjusted unemployment rate for October 2018 was 5.1 percent while Wallowa County came in at 5.7 percent. All three were above Oregon's statewide rate of 3.8 percent and the national rate of 3.7 percent.

Baker and Union counties had a lower seasonally adjusted unemployment rate in October 2018 than the previous October. Wallowa County's rate was slightly higher.

The October 2018 rates for Baker and Union counties are the lowest October rates since comparable statistics began in 1990. The only lower October rate for Wallowa County was in 2017.

Baker and Union counties' rate ranked in a four-way tie for 24th lowest among Oregon's 36 counties while Wallowa County

Nonfarm Employment Change

October 2017 to October 2018

Note: Home Care Workers reclassified from state government to private industry.

Baker County gained an estimated 100 jobs over the year. The private sector added 140 jobs led by gains in education and health services and retail trade. The public sector dropped 40 jobs with losses in state and local government.

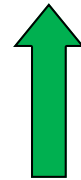
Union County employment saw an estimated increase of 120 jobs over the year. The private sector added 220 jobs led by gains in education and health services and leisure and hospitality. The public sector dropped 100 jobs with losses in state and local government overcoming a gain in federal government.

Wallowa County added an estimated 30 jobs over the year. The private sector increased by 50 jobs led by a gain in education and health services. The public sector dropped 20 jobs with a loss in state government overcoming gains in federal

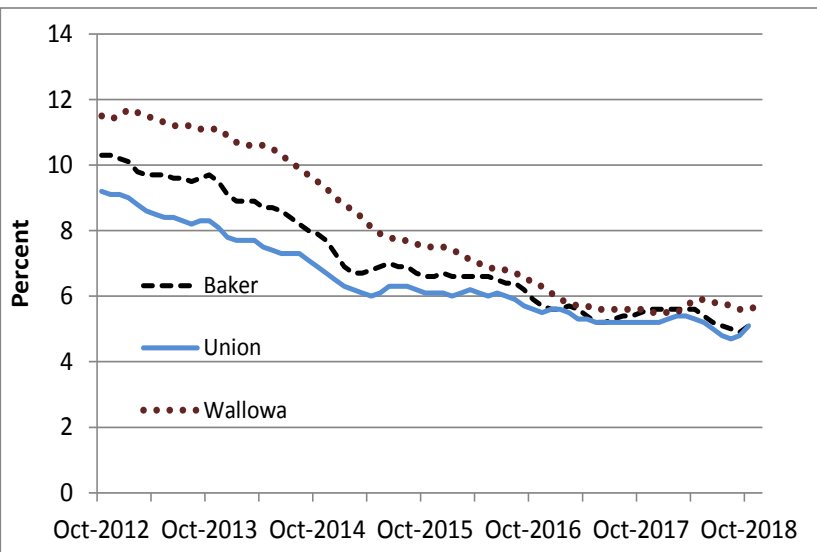
Notable Industry Gains and Losses

Over-the-Year Employment Change from October 2017

	<u>Baker</u>	<u>Union</u>	<u>Wallowa</u>
	Private Education/Health Services (+100)	Private Education/Health Services (+100)	Private Education/Health Services (+70)
	Retail Trade (+40)	Leisure/Hospitality (+70)	Financial Activities (+20)
	Construction (+30)	Retail Trade (+40)	Federal Government (+20)
	Manufacturing (+30)	Professional/Business Services (+30)	Local Government (+20)
	Leisure/Hospitality (+20)		Wholesale/Retail Trade (+10)
	Professional/Business Services (-50)	State Government (-120)	State Government (-60)
	State Government (-30)	Construction (-20)	Mining/Logging (-20)
	Other Services (-20)	Manufacturing (-10)	Professional/Business Services (-20)



Unemployment rate staying fairly level



Want to learn more about the Oregon economy?

Read our blog at: oregonemployment.blogspot.com/

Follow us on Twitter at: [Twitter.com/OREmployment](https://twitter.com/OREmployment)

Visit our web site at: QualityInfo.org

Visit our subscription service at: qualityinfo.org/p-sofrm

For more economic or labor market data about Baker, Union or Wallowa counties, contact:

Tony Wendel, Workforce Analyst

Desk: 541-276-9050 ext. 232 Cell: 541-667-7027

E-mail: Tony.A.Wendel@oregon.gov

Chris Rich, Regional Economist

Desk: 541-963-7111 ext. 226 Cell: 541-519-0315

E-mail: Christopher.M.Rich@oregon.gov

Want to be added to the monthly distribution list?

E-mail me at: Tony.A.Wendel@oregon.gov