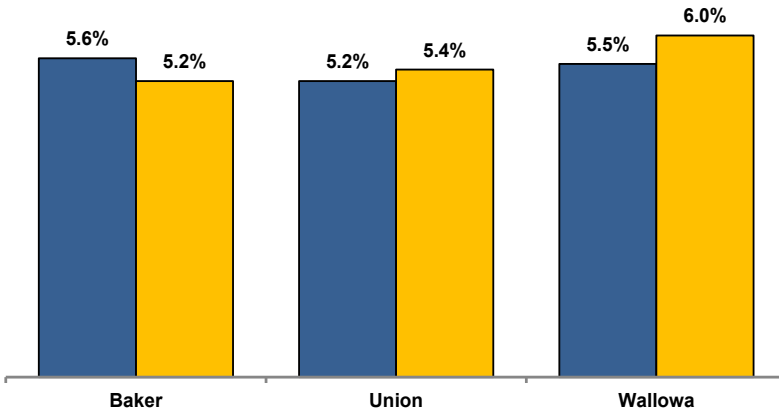


Unemployment Rates (Seasonally Adjusted)

■ November 2017 ■ November 2018



Unemployment Rate News

Baker County's seasonally adjusted unemployment rate for November 2018 was 5.2 percent while Union County came in at 5.4 percent and Wallowa County at 6.0. All three were above Oregon's statewide rate of 3.9 percent and the national rate of 3.7 percent.

Baker County had a lower seasonally adjusted unemployment rate in November 2018 than the previous November. Union and Wallowa counties' rates were higher than a year ago.

The November 2018 rate for Baker County is the lowest November rate since comparable statistics began in 1990. The only lower November rates for Union and Wallowa counties were in 2017.

Baker County's rate ranked in a tie for 24th lowest among Oregon's 36 counties while Union County's tied for 27th and Wal-

Nonfarm Employment Change

November 2017 to November 2018

Note: Home Care Workers reclassified from state government to private industry.

Baker County gained an estimated 80 jobs over the year. The private sector added 140 jobs led by gains in education and health services and retail trade. The public sector dropped 60 jobs with losses in state and local government.

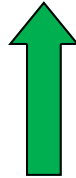
Union County employment saw an estimated increase of 100 jobs over the year. The private sector added 190 jobs led by gains in education and health services and leisure and hospitality. The public sector dropped 90 jobs with losses in state and federal government overcoming a gain in local government.

Wallowa County added an estimated 40 jobs over the year. The private sector increased by 70 jobs led by a gain in education and health services. The public sector dropped 30 jobs with a loss in state government overcoming gains in federal

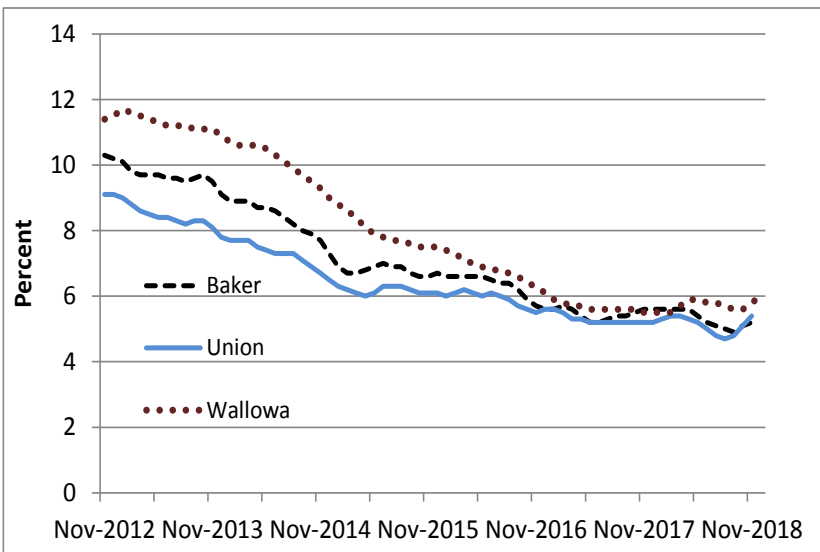
Notable Industry Gains and Losses

Over-the-Year Employment Change from November 2017

	<u>Baker</u>	<u>Union</u>	<u>Wallowa</u>
	Private Education/Health Services (+90)	Private Education/Health Services (+80)	Private Education/Health Services (+70)
	Retail Trade (+40)	Leisure/Hospitality (+80)	Financial Activities (+20)
	Manufacturing (+30)	Local Government (+30)	Local Government (+20)
	Leisure/Hospitality (+30)	Retail Trade (+30)	Federal Government (+10)
	Construction (+20)		
	State Government (-50)	State Government (-130)	State Government (-60)
	Professional/Business Services (-40)	Construction (-10)	Mining/Logging (-10)
	Mining/Logging (-20)	Manufacturing (-10)	Professional/Business Services (-10)



Unemployment rate ticking up



Want to learn more about the Oregon economy?

Read our blog at: oregonemployment.blogspot.com/

Follow us on Twitter at: [Twitter.com/OREmployment](https://twitter.com/OREmployment)

Visit our web site at: QualityInfo.org

Visit our subscription service at: qualityinfo.org/p-sofrm

For more economic or labor market data about Baker, Union or Wallowa counties, contact:

Tony Wendel, Workforce Analyst

Desk: 541-276-9050 ext. 232 Cell: 541-667-7027

E-mail: Tony.A.Wendel@oregon.gov

Chris Rich, Regional Economist

Desk: 541-963-7111 ext. 226 Cell: 541-519-0315

E-mail: Christopher.M.Rich@oregon.gov

Want to be added to the monthly distribution list?

E-mail me at: Tony.A.Wendel@oregon.gov