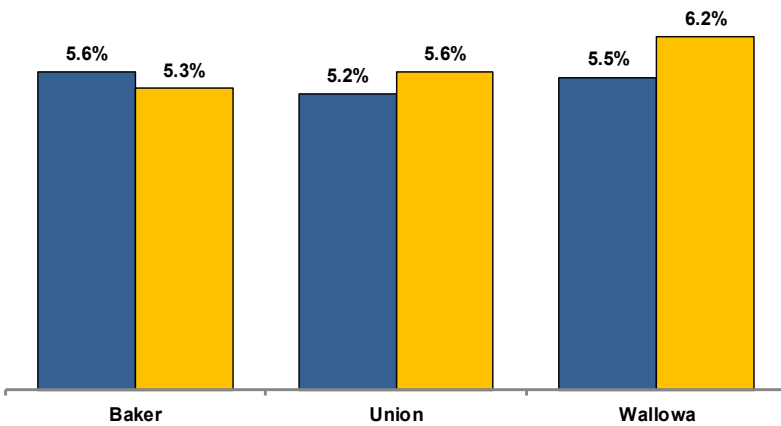


**Unemployment Rates (Seasonally Adjusted)**

■ December 2017 ■ December 2018



**Unemployment Rate News**

Baker County's seasonally adjusted unemployment rate for December 2018 was 5.3 percent while Union County came in at 5.6 percent and Wallowa County at 6.2 percent. All three were above Oregon's statewide rate of 4.1 percent and the national rate of 3.9 percent.

Baker County had a lower seasonally adjusted unemployment rate in December 2018 than the previous December. Union and Wallowa counties' rates were higher than a year ago.

The December 2018 rate for Baker County is the lowest December rate since comparable statistics began in 1990. The only lower December rate for Union County was in 2017. Wallowa County had lower December rates in 2017 and 2016.

Baker County's rate ranked 24th lowest among Oregon's 36 counties while Union County's ranked 28th and Wallowa

**Nonfarm Employment Change**

December 2017 to December 2018

*Note: Home Care Workers reclassified from state government to private industry.*

Baker County gained an estimated 100 jobs over the year. The private sector added 160 jobs led by gains in education and health services and manufacturing. The public sector dropped 60 jobs with losses in state and local government.

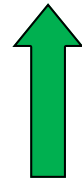
Union County employment saw a net change of zero jobs over the year. The private sector added 90 jobs led by gains in education and health services and leisure and hospitality while losses were led by manufacturing. The public sector dropped 90 jobs with losses in state government overcoming a gain in local government.

Wallowa County lost an estimated 10 jobs over the year. The private sector increased by 60 jobs led by gains in education and health services and financial activities. The public sector dropped 70 jobs with losses in state and local government.

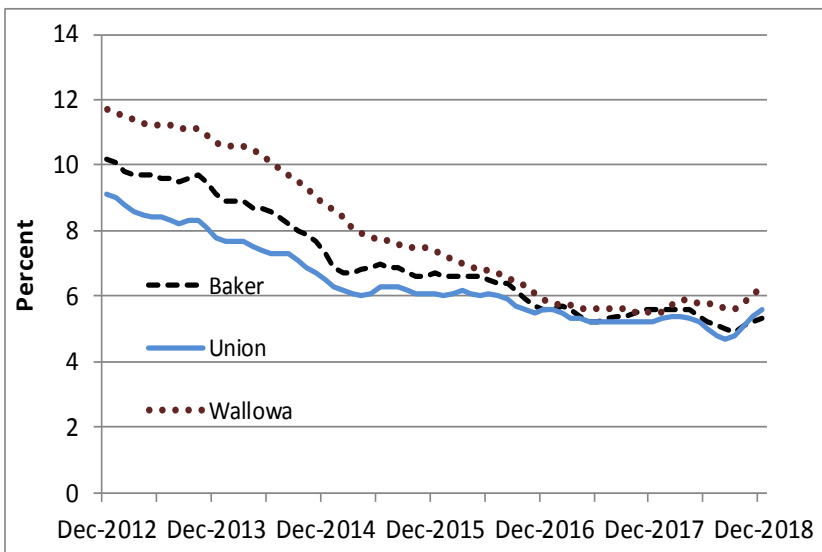
**Notable Industry Gains and Losses**

Over-the-Year Employment Change from December 2017

	<u>Baker</u>	<u>Union</u>	<u>Wallowa</u>
	Private Education/Health Services (+90)	Private Education/Health Services (+100)	Private Education/Health Services (+70)
	Manufacturing (+40)	Leisure/Hospitality (+70)	Financial Activities (+20)
	Retail Trade (+30)	Retail Trade (+40)	Wholesale/Retail Trade (+10)
	Leisure/Hospitality (+30)	Local Government (+30)	
	Construction (+20)		
	State Government (-50)	Manufacturing (-130)	State Government (-50)
	Professional/Business Services (-30)	State Government (-120)	Local Government (-20)
	Mining/Logging (-20)	Wholesale Trade (-10)	Mining/Logging (-10)
			Other Services (-10)



**Unemployment rate ticking up**



**Want to learn more about the Oregon economy?**

Read our blog at: [oregonemployment.blogspot.com/](http://oregonemployment.blogspot.com/)

Follow us on Twitter at: [Twitter.com/OREmployment](https://twitter.com/OREmployment)

Visit our web site at: [QualityInfo.org](http://QualityInfo.org)

Visit our subscription service at: [qualityinfo.org/p-sofrm](http://qualityinfo.org/p-sofrm)

**For more economic or labor market data about Baker, Union or Wallowa counties, contact:**

**Tony Wendel, Workforce Analyst**

Desk: 541-276-9050 ext. 232 Cell: 541-667-7027

E-mail: [Tony.A.Wendel@oregon.gov](mailto:Tony.A.Wendel@oregon.gov)

**Chris Rich, Regional Economist**

Desk: 541-963-7111 ext. 226 Cell: 541-519-0315

E-mail: [Christopher.M.Rich@oregon.gov](mailto:Christopher.M.Rich@oregon.gov)

**Want to be added to the monthly distribution list?**

E-mail me at: [Tony.A.Wendel@oregon.gov](mailto:Tony.A.Wendel@oregon.gov)