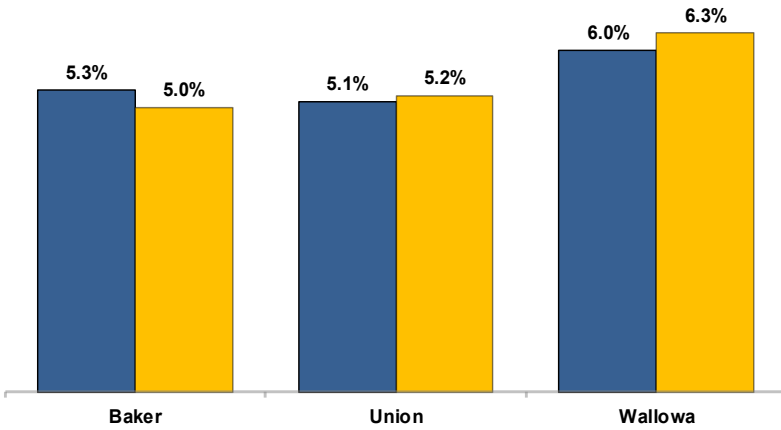


**Unemployment Rates (Seasonally Adjusted)**

■ June 2018 ■ June 2019



**Unemployment Rate News**

Baker County's seasonally adjusted unemployment rate for June 2019 was 5.0 percent, while Union County came in at 5.2 percent and Wallowa County at 6.3 percent. All three were above Oregon's statewide rate of 4.1 percent and the national rate of 3.7 percent.

Baker County's seasonally adjusted unemployment rate for June 2019 was lower than the previous year while Union and Wallowa counties' rates were higher.

Baker County's June 2019 rate is its lowest June rate since comparable statistics began in 1990. Union County had lower June rates in 2018 and 2007 and Wallowa County in 2018, 2017, and 2007.

Baker County's rate ranked in a tie for 23rd lowest among Oregon's 36 counties while Union County's ranked 25th and Wallowa County's ranked 34th.

**Nonfarm Employment Change**

June 2018 to June 2019

Baker County gained an estimated 90 jobs over the year. The private sector added 150 jobs led by gains in retail trade, manufacturing, education and health services, and professional and business services. The public sector dropped 60 jobs with losses in local government and state government.

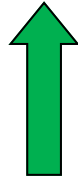
Union County employment increased an estimated 250 jobs over the year. The private sector increased by 130 jobs led by gains in construction and retail trade. Losses were led by transportation, warehousing, and utilities. The public sector increased by 120 jobs with gains in local government and federal government outpacing a loss in state government.

Wallowa County added an estimated 100 jobs over the year. The private sector added 40 jobs led by gains in mining and logging, manufacturing, and education and health services. Losses were led by leisure and hospitality. The public sector added 60 jobs with gains in local government, state government, and federal government.

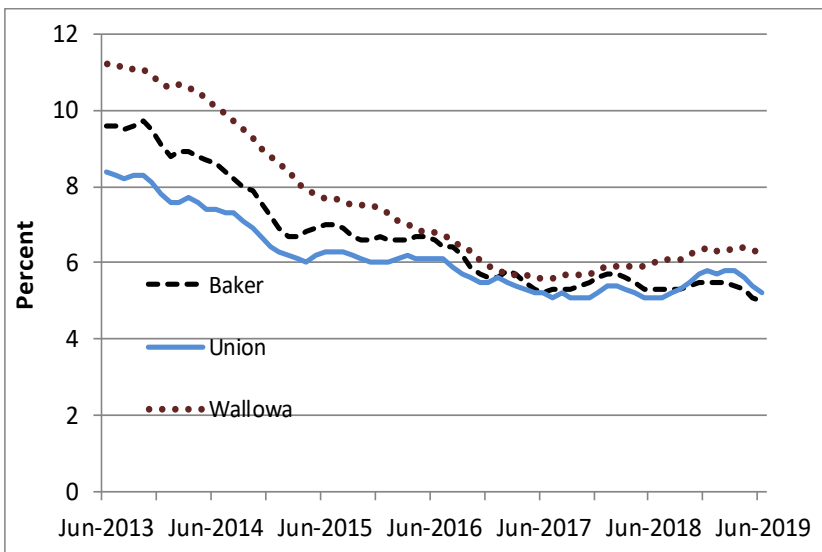
**Notable Industry Gains and Losses**

Over-the-Year Employment Change from June 2018

	<u>Baker</u>	<u>Union</u>	<u>Wallowa</u>
	Retail Trade (+60)	Local Government (+120)	Local Government (+40)
	Manufacturing (+30)	Construction (+80)	Mining/Logging (+20)
	Private Education/Health Services (+30)	Retail Trade (+60)	Manufacturing (+20)
	Professional/Business Services (+30)	Professional/Business Services (+30)	Private Education/Health Services (+20)
	Professional/Business Services (+30)	Leisure/Hospitality (+20)	Financial Activities (+10)
<hr/>			
	Local Government (-40)	Transportation/Warehousing/Utilities (-40)	Leisure/Hospitality (-30)
	State Government (-20)	Information (-20)	Transportation/Warehousing/Utilities (-10)
	Mining/Logging (-10)		



**Unemployment rate remains fairly level**



**Want to learn more about the Oregon economy?**

Read our blog at: [oregonemployment.blogspot.com/](http://oregonemployment.blogspot.com/)

Follow us on Twitter at: [Twitter.com/OED\\_Research](https://twitter.com/OED_Research)

Visit our web site at: [QualityInfo.org](http://QualityInfo.org)

Visit our subscription service at: [qualityinfo.org/p-sofrm](http://qualityinfo.org/p-sofrm)

**For more economic or labor market data about Baker, Union or Wallowa counties, contact:**

**Tony Wendel, Workforce Analyst**

Desk: 541-276-9050 ext. 232 Cell: 541-667-7027

E-mail: [Tony.A.Wendel@oregon.gov](mailto:Tony.A.Wendel@oregon.gov)

**Chris Rich, Regional Economist**

Desk: 541-963-7111 ext. 226 Cell: 541-519-0315

E-mail: [Christopher.M.Rich@oregon.gov](mailto:Christopher.M.Rich@oregon.gov)

**Want to be added to the monthly distribution list?**

E-mail me at: [Tony.A.Wendel@oregon.gov](mailto:Tony.A.Wendel@oregon.gov)