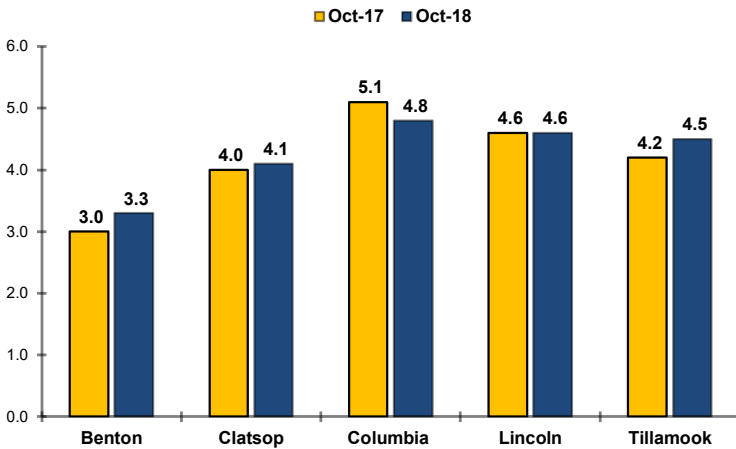


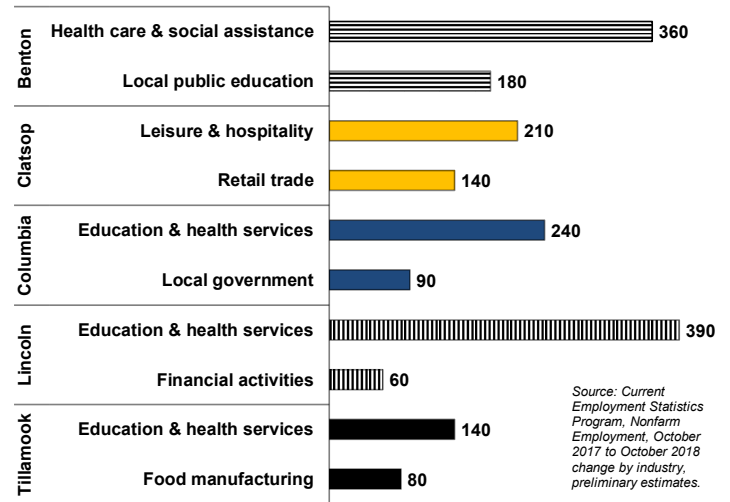
Northwest Oregon Economic Indicators

For Benton, Clatsop, Columbia, Lincoln & Tillamook Counties November 2018

Unemployment Nearly Unchanged in NW Oregon Since October of Last Year (Not Seasonally Adjusted)

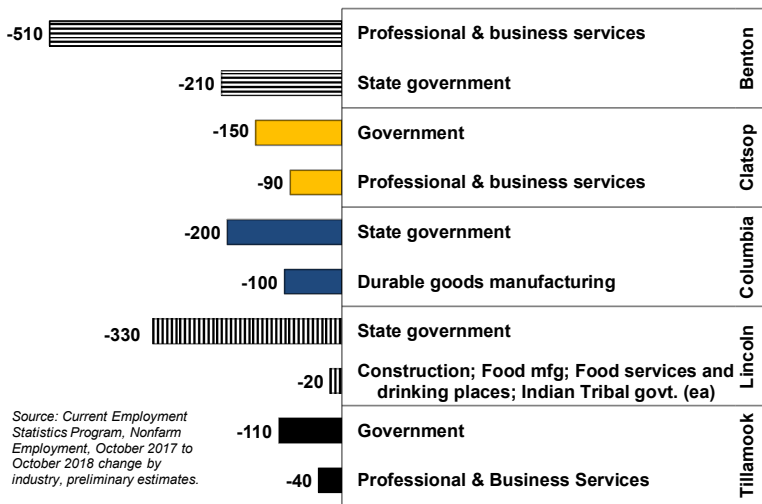


Industries Adding the Most Jobs in Past Year by County



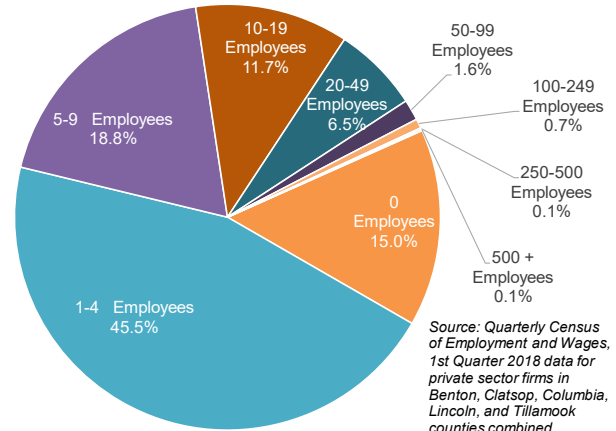
Source: Current Employment Statistics Program, Nonfarm Employment, October 2017 to October 2018 change by industry, preliminary estimates.

Industries Losing the Most Jobs in Past Year by County



Source: Current Employment Statistics Program, Nonfarm Employment, October 2017 to October 2018 change by industry, preliminary estimates.

Nine Out of Ten NW Oregon Firms Have Fewer Than 20 Employees



Source: Quarterly Census of Employment and Wages, 1st Quarter 2018 data for private sector firms in Benton, Clatsop, Columbia, Lincoln, and Tillamook counties combined.

For more economic or labor market data or to be added to this monthly email list, contact:

Shawna Sykes, Workforce Analyst
Cell: 503.396.7355 E-mail: Shawna.L.Sykes@oregon.gov

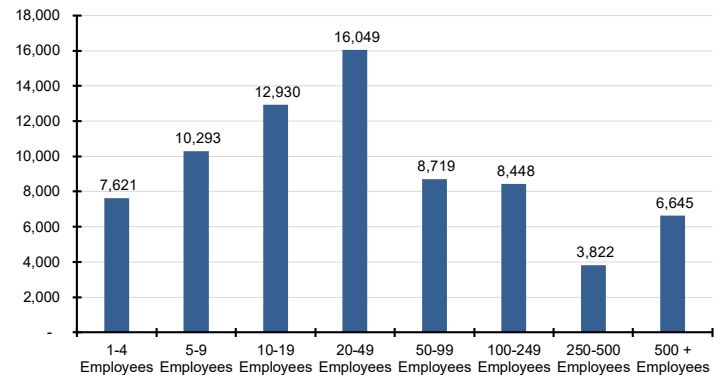
Erik Knoder, Regional Economist
Desk: 541.574.2306 E-mail: Erik.A.Knoder@oregon.gov

Want to learn more about the Oregon economy?
Visit our web site at www.QualityInfo.org

Read our blog at: oregonemployment.blogspot.com

Follow us on Twitter at [Twitter.com/OREmployment](https://twitter.com/OREmployment)

Nearly Two-Thirds of NW Oregon's Employment is in Firms with Less Than 50 Employees



Source: Quarterly Census of Employment and Wages, private sector employment in 1st Quarter 2018 for Benton, Clatsop, Columbia, Lincoln, and Tillamook counties combined.