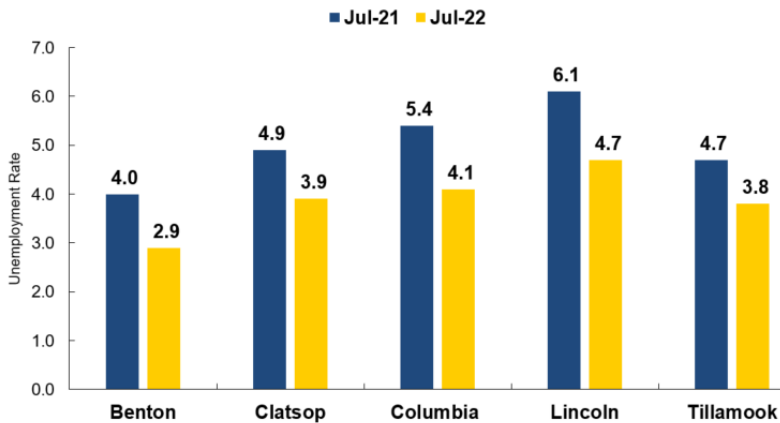


Northwest Oregon Economic Indicators

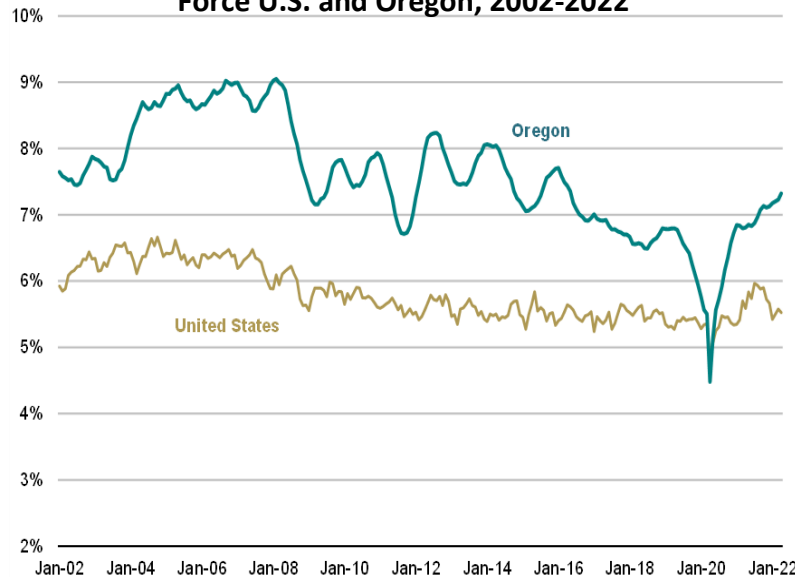
For Benton, Clatsop, Columbia, Lincoln & Tillamook Counties August 2022

The Number of Unemployed in NW Oregon Declined by About 1,400 or 22% Since July 2021 (Preliminary Estimates, Seasonally Adjusted)



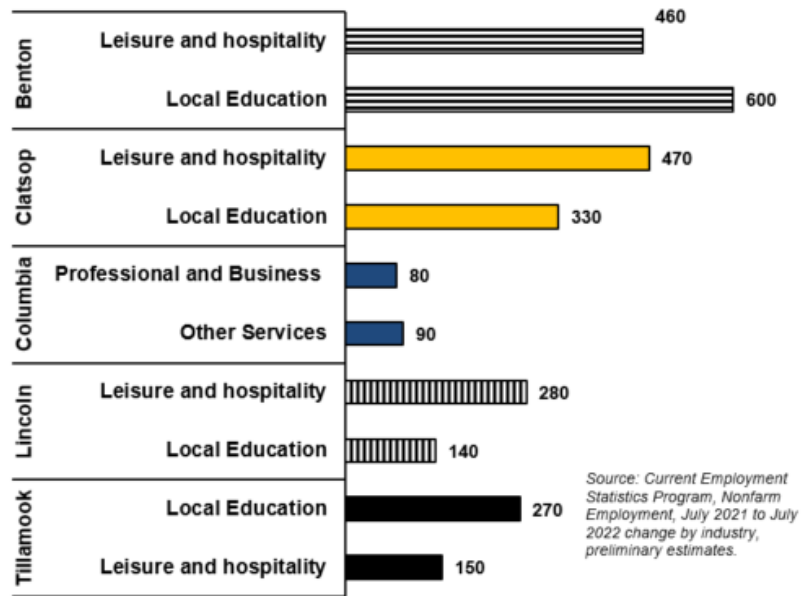
Source: Oregon Employment Department, Local Area Unemployment Statistics

Non-Agricultural Self-Employment as a Share of Labor Force U.S. and Oregon, 2002-2022



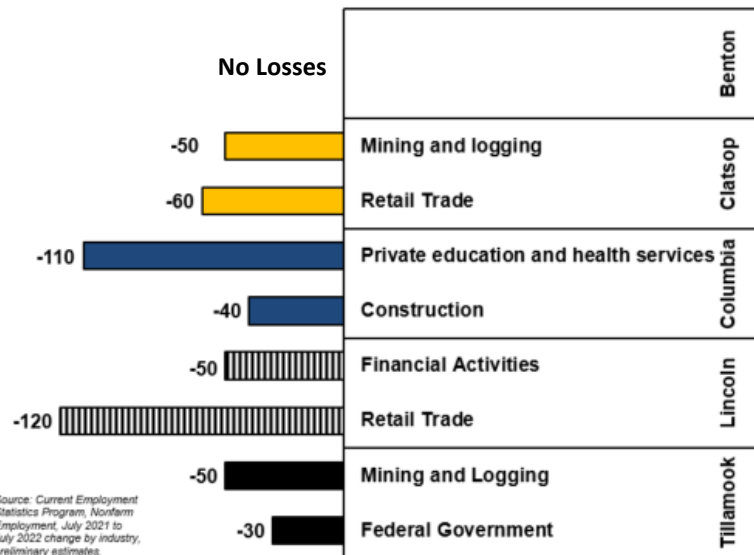
Sources: U.S. Bureau of Labor Statistics, Oregon Employment Department

Industries Adding the Most Jobs in Past Year by County



Source: Current Employment Statistics Program, Nonfarm Employment, July 2021 to July 2022 change by industry, preliminary estimates.

Industries Losing the Most Jobs in Past Year by County



Source: Current Employment Statistics Program, Nonfarm Employment, July 2021 to July 2022 change by industry, preliminary estimates.

For more economic or labor market data or to be added to this monthly email list, contact:

Shaun Barrick, Workforce Analyst/Economist
Cell: 503.396.7355
E-mail: Shaun.barrick@employ.oregon.gov

Want to keep up on the latest Oregon economic data?

Visit our web site at www.QualityInfo.org
Follow us on Twitter at: [@OED_Research](https://twitter.com/OED_Research)
Check out our blog at: <https://oregonemployment.blogspot.com/>