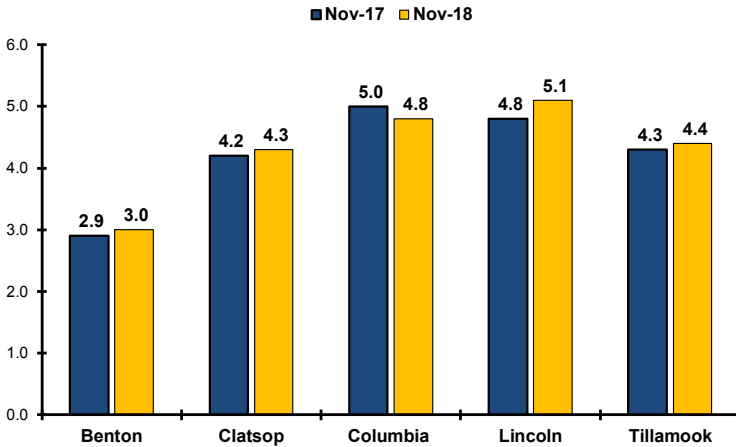
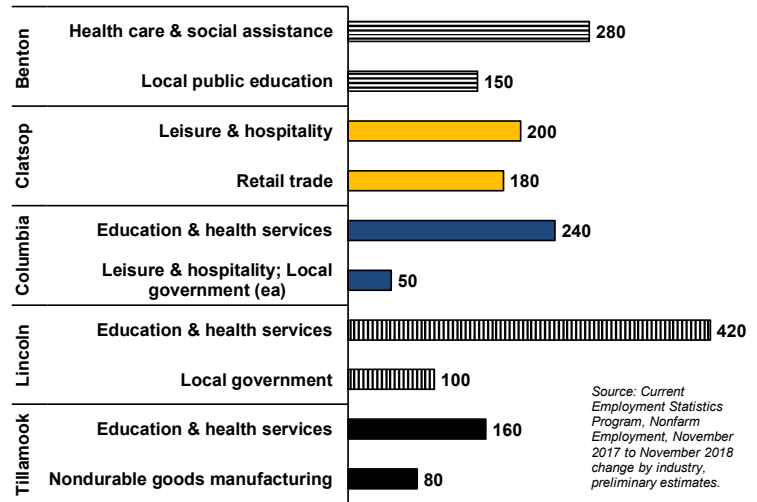


Northwest Oregon Economic Indicators For Benton, Clatsop, Columbia, Lincoln & Tillamook Counties December 2018

Unemployment Nearly Unchanged in NW Oregon Since November of Last Year (Not Seasonally Adjusted)

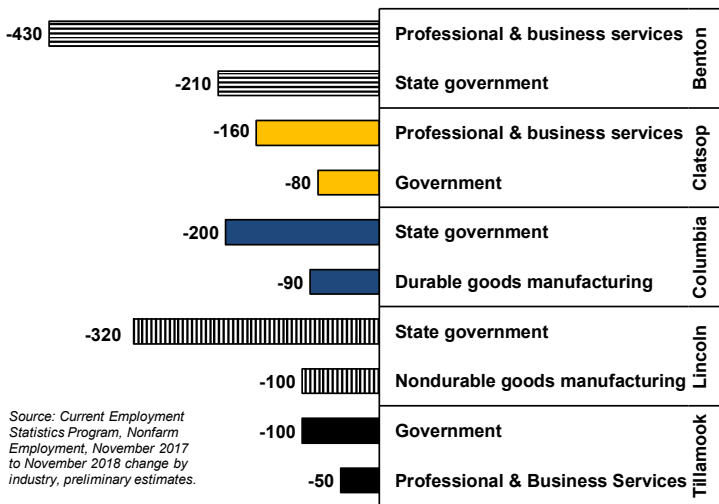


Industries Adding the Most Jobs in Past Year by County



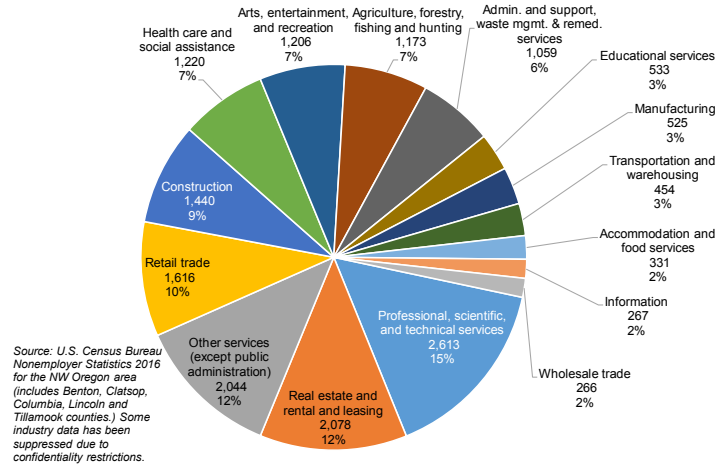
Source: Current Employment Statistics Program, Nonfarm Employment, November 2017 to November 2018 change by industry, preliminary estimates.

Industries Losing the Most Jobs in Past Year by County



Source: Current Employment Statistics Program, Nonfarm Employment, November 2017 to November 2018 change by industry, preliminary estimates.

Professional Services, Real Estate, Other Services Have Largest Number of Nonemployer Firms in NW Oregon



Source: U.S. Census Bureau Nonemployer Statistics 2016 for the NW Oregon area (includes Benton, Clatsop, Columbia, Lincoln and Tillamook counties.) Some industry data has been suppressed due to confidentiality restrictions.

For more economic or labor market data or to be added to this monthly email list, contact:

Shawna Sykes, Workforce Analyst
Cell: 503.396.7355 E-mail: Shawna.L.Sykes@oregon.gov

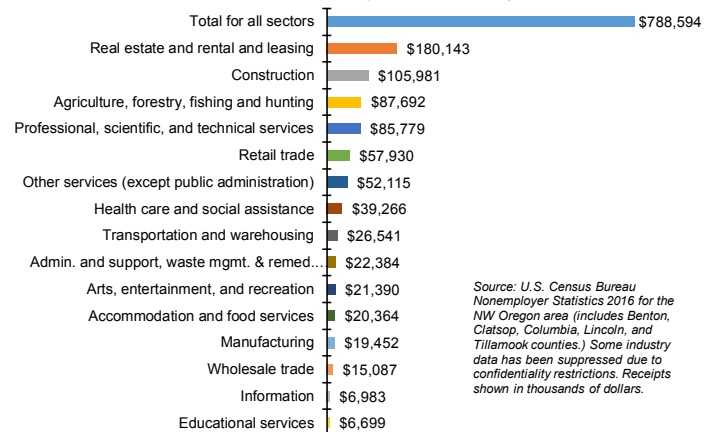
Erik Knoder, Regional Economist
Desk: 541.574.2306 E-mail: Erik.A.Knoder@oregon.gov

Want to learn more about the Oregon economy?
Visit our web site at www.QualityInfo.org

Read our blog at: oregonemployment.blogspot.com

Follow us on Twitter at [Twitter.com/OREmployment](https://twitter.com/OREmployment)

Real Estate, Construction, Agriculture, Forestry, Fishing and Hunting Bring in Highest Sales Receipts for Non-Employers in NW Oregon



Source: U.S. Census Bureau Nonemployer Statistics 2016 for the NW Oregon area (includes Benton, Clatsop, Columbia, Lincoln, and Tillamook counties.) Some industry data has been suppressed due to confidentiality restrictions. Receipts shown in thousands of dollars.