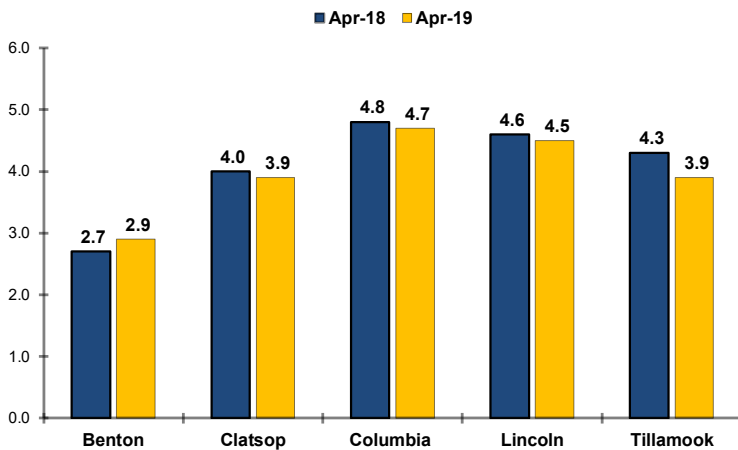
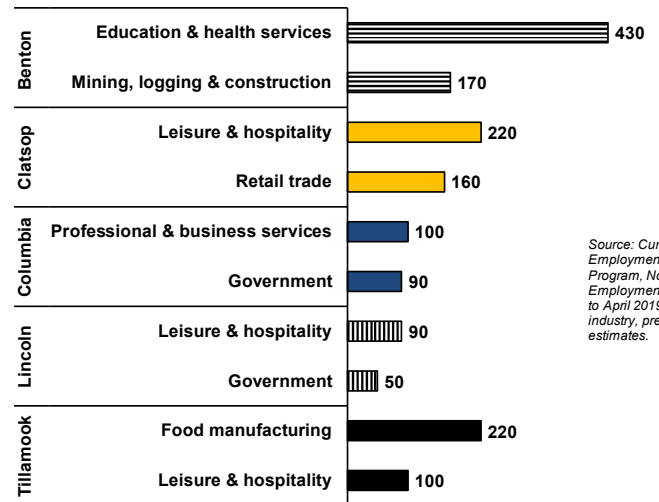


**Northwest Oregon Economic Indicators**  
For Benton, Clatsop, Columbia, Lincoln & Tillamook Counties May 2019

**Unemployment Rates Are Holding Steady Year-Over-Year in NW Oregon (Not Seasonally Adjusted)**

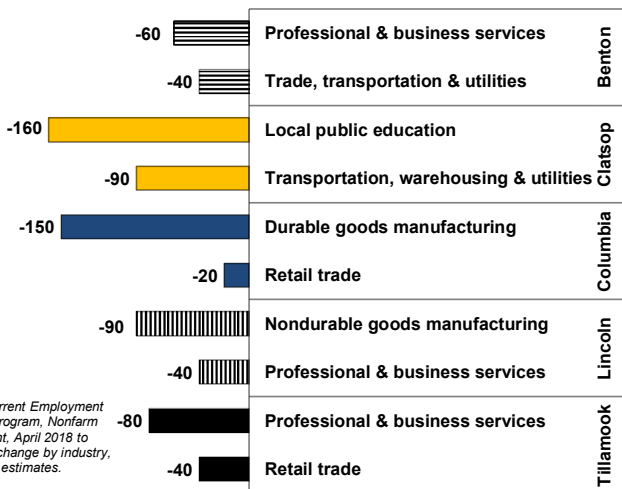


**Industries Adding the Most Jobs in Past Year by County**



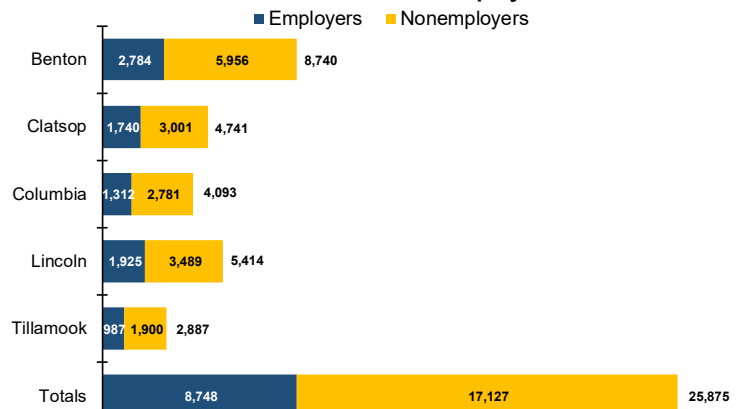
Source: Current Employment Statistics Program, Nonfarm Employment, April 2018 to April 2019 change by industry, preliminary estimates.

**Industries Losing the Most Jobs in Past Year by County**



Source: Current Employment Statistics Program, Nonfarm Employment, April 2018 to April 2019 change by industry, preliminary estimates.

**Two-Thirds of Northwest Oregon's Businesses Have No Employees**



Source: Employers - Oregon Employment Department Quarterly Census of Employment and Wages, 2018 annual. Nonemployers - U.S. Census Bureau 2016 Nonemployer statistics program.

**For more economic or labor market data or to be added to this monthly email list, contact:**

**Shawna Sykes, Workforce Analyst**

Cell: 503.396.7355

E-mail: [Shawna.L.Sykes@oregon.gov](mailto:Shawna.L.Sykes@oregon.gov)

**Erik Knoder, Regional Economist**

Desk: 541.574.2306

E-mail: [Erik.A.Knoder@oregon.gov](mailto:Erik.A.Knoder@oregon.gov)

Want to learn more about the Oregon economy? Visit our web site at [www.QualityInfo.org](http://www.QualityInfo.org)

Read our blog at: [oregonemployment.blogspot.com](http://oregonemployment.blogspot.com) Follow us on Twitter at [Twitter.com/@OED\\_Research](https://twitter.com/OED_Research)