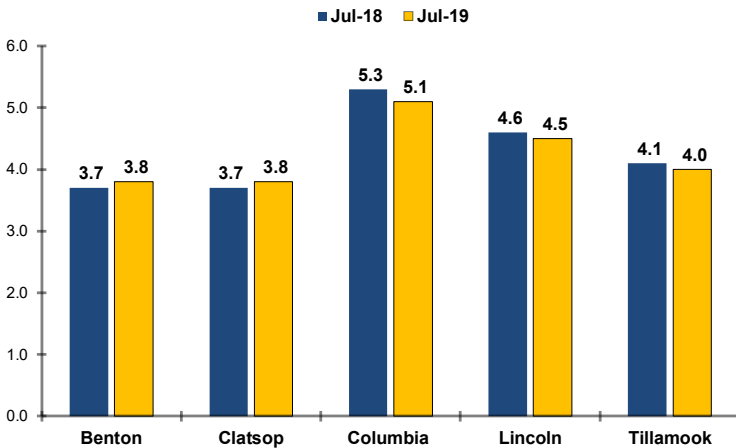
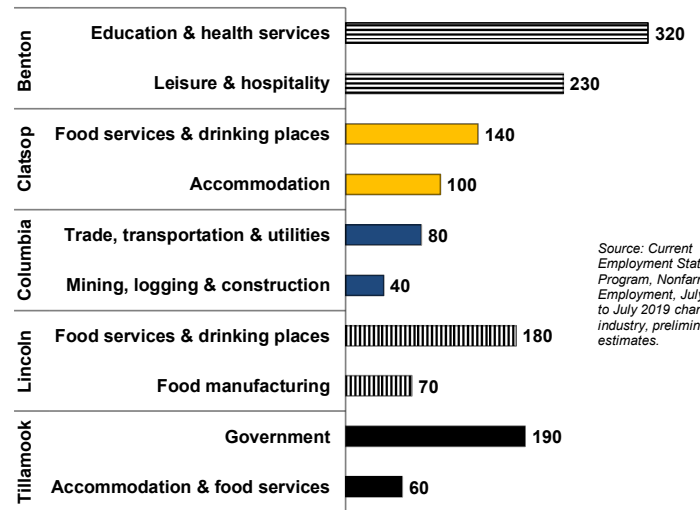


Northwest Oregon Economic Indicators
For Benton, Clatsop, Columbia, Lincoln & Tillamook Counties August 2019

Unemployment Rates in NW Oregon Counties About the Same as Last Year (Not Seasonally Adjusted)

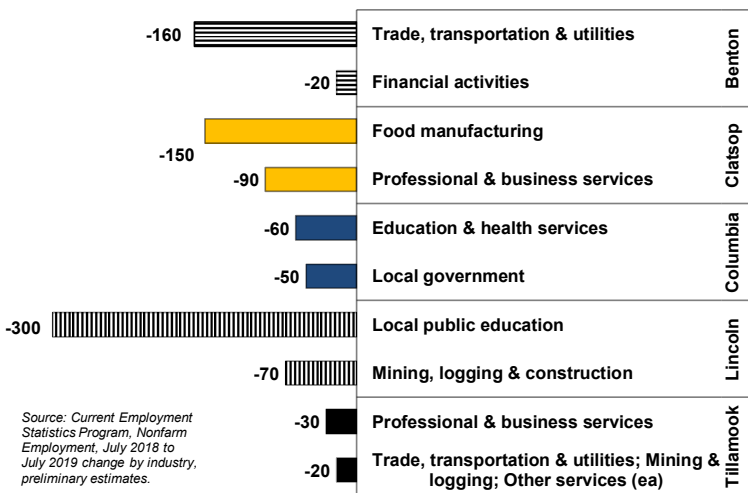


Industries Adding the Most Jobs in Past Year by County



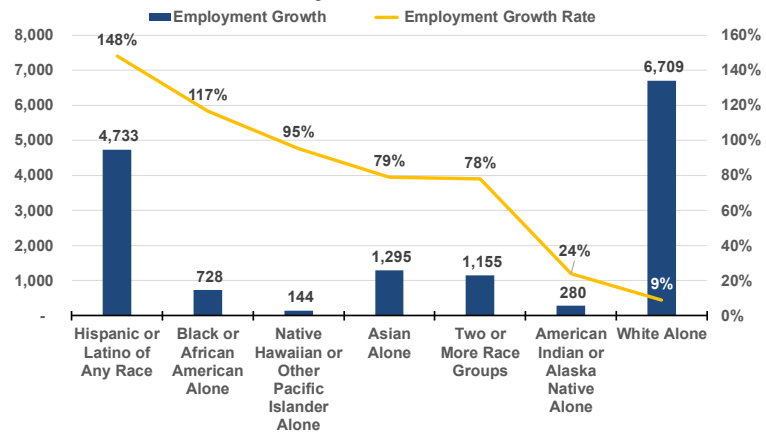
Source: Current Employment Statistics Program, Nonfarm Employment, July 2018 to July 2019 change by industry, preliminary estimates.

Industries Losing the Most Jobs in Past Year by County



Source: Current Employment Statistics Program, Nonfarm Employment, July 2018 to July 2019 change by industry, preliminary estimates.

NW Oregon Workforce Has Become More Racially and Ethnically Diverse in Past 20 Years



Source: U.S. Census Bureau Quarterly Workforce Indicators, Change in Average Annual Employment from 1998 to 2018 for Benton, Clatsop, Columbia, Lincoln, and Tillamook counties combined.

For more economic or labor market data or to be added to this monthly email list, contact:

Shawna Sykes, Workforce Analyst

Cell: 503.396.7355

E-mail: Shawna.L.Sykes@oregon.gov

Erik Knoder, Regional Economist

Desk: 541.574.2306

E-mail: Erik.A.Knoder@oregon.gov

Want to learn more about the Oregon economy? Visit our web site at www.QualityInfo.org

Read our blog at: oregonemployment.blogspot.com Follow us on Twitter at [Twitter.com/@OED_Research](https://twitter.com/OED_Research)