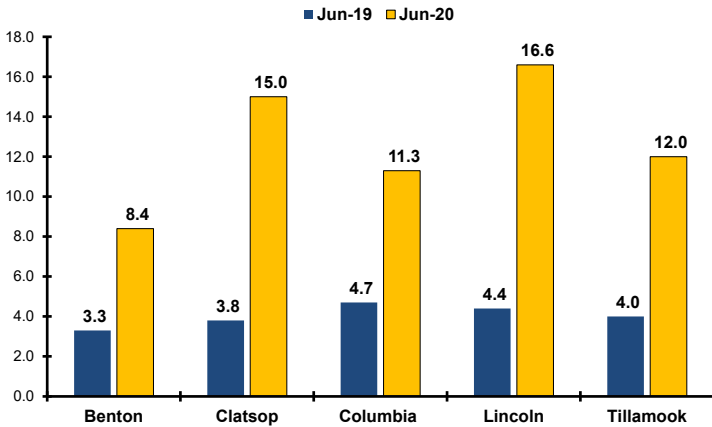


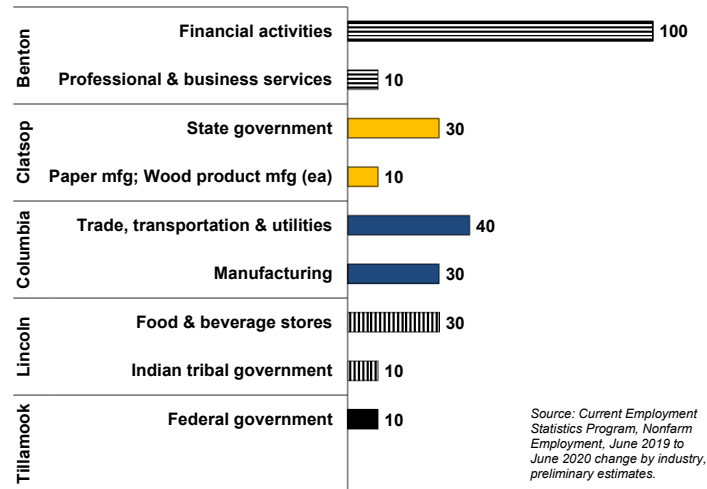
**Northwest Oregon Economic Indicators**

For Benton, Clatsop, Columbia, Lincoln & Tillamook Counties July 2020

**Unemployment Rates Highest in Coastal Counties Due to COVID-19**  
 (Preliminary Estimates, Not Seasonally Adjusted)

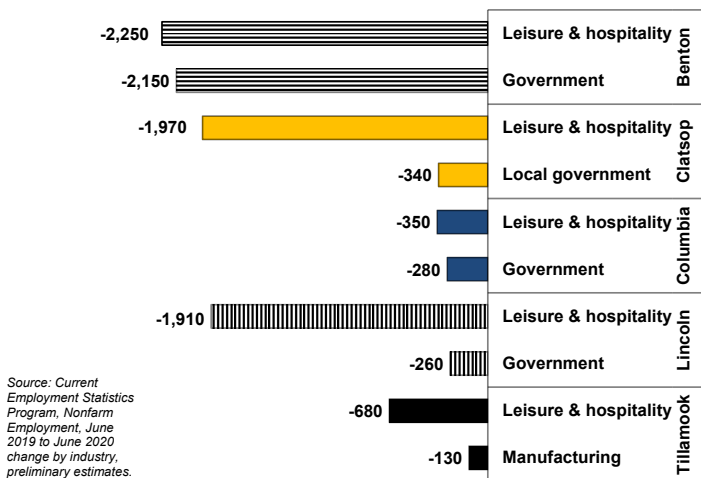


**Industries Adding the Most Jobs in Past Year by County**



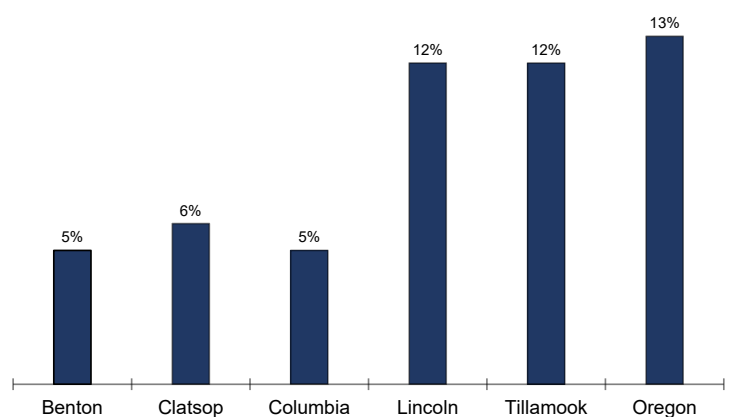
Source: Current Employment Statistics Program, Nonfarm Employment, June 2019 to June 2020 change by industry, preliminary estimates.

**Industries Losing the Most Jobs in Past Year by County**



Source: Current Employment Statistics Program, Nonfarm Employment, June 2019 to June 2020 change by industry, preliminary estimates.

**Change in Real Wages from 2009 - 2019**



Source: Oregon Employment Department Change in Average Annual Wages from 2009 to 2019 Adjusted for Inflation.

For more economic or labor market data or to be added to this monthly email list, contact:

**Shawna Sykes, Workforce Analyst**  
 Cell: 503.396.7355 E-mail: [Shawna.L.Sykes@oregon.gov](mailto:Shawna.L.Sykes@oregon.gov)

**Erik Knoder, Regional Economist**  
 Desk: 541.574.2306 E-mail: [Erik.A.Knoder@oregon.gov](mailto:Erik.A.Knoder@oregon.gov)

Want to keep up on data related to COVID-19? Visit our web site at [www.QualityInfo.org/covid-19](http://www.QualityInfo.org/covid-19)