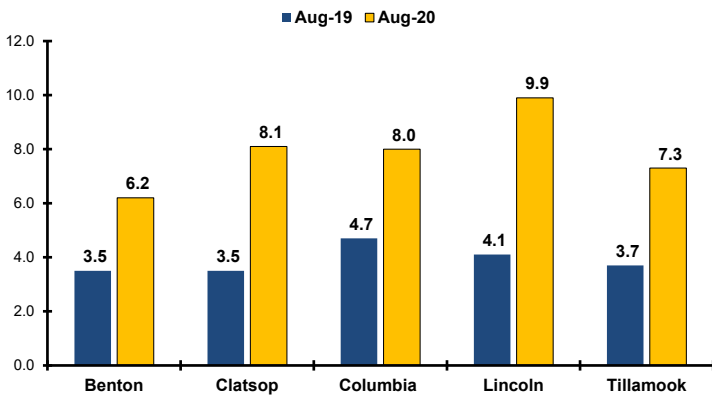
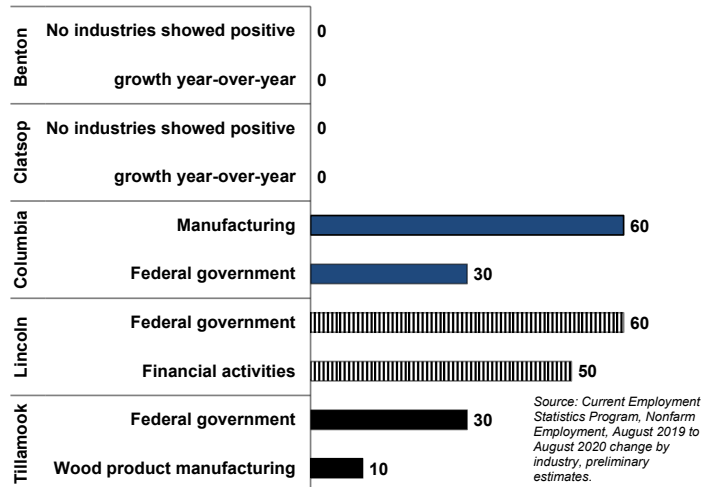


Northwest Oregon Economic Indicators
For Benton, Clatsop, Columbia, Lincoln & Tillamook Counties September 2020

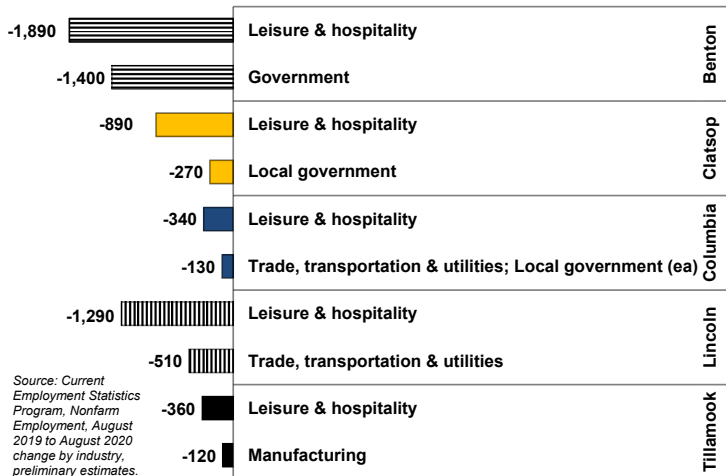
The Number of Unemployed in NW Oregon
Has Fallen by 56% Since April Peak;
Still 87% Higher Than Last August
(Preliminary Estimates, Not Seasonally Adjusted)



Industries Adding the Most Jobs in Past Year by County



Industries Losing the Most Jobs in Past Year by County



Occupations Projected to Add the Most Jobs in the U.S. from 2019 to 2029		
Job Title	Projected job growth	U.S. Median Annual Wage
Home health and personal care aides	1,159,500	\$25,280
Fast food and counter workers	460,900	\$22,740
Cooks, restaurant	327,300	\$27,790
Software developers and software quality assurance analysts and testers	316,000	\$107,510
Registered nurses	221,900	\$73,300
General and operations managers	143,800	\$100,780
Medical assistants	139,200	\$34,800
Medical and health services managers	133,200	\$100,980
Market research analysts and marketing specialists	130,300	\$63,790
Laborers and freight, stock, and material movers, hand	125,700	\$29,510

Occupations Projected to Grow at Fastest Rate in the U.S. from 2019 to 2029		
Job Title	Projected Growth Rate	U.S. Median Annual Wage
Wind turbine service technicians	60.7%	\$52,910
Nurse practitioners	52.4%	\$109,820
Solar photovoltaic installers	50.5%	\$44,890
Occupational therapy assistants	34.6%	\$61,510
Statisticians	34.6%	\$91,160
Home health and personal care aides	33.7%	\$25,280
Physical therapist assistants	32.6%	\$58,790
Medical and health services managers	31.5%	\$100,980
Physician assistants	31.3%	\$112,260
Information security analysts	31.2%	\$99,730

Source: Wage data are from the 2019 Occupational Employment Statistics program and cover nonfarm wage and salary workers and do not cover the self-employed, owners and partners in unincorporated firms, or household workers. Projections data are from the Employment Projections program, U.S. Bureau of Labor Statistics.

For more economic or labor market data or to be added to this monthly email list, contact:

Shawna Sykes, Workforce Analyst
Cell: 503.396.7355 E-mail: Shawna.L.Sykes@oregon.gov

Erik Knoder, Regional Economist
Desk: 541.574.2306 E-mail: Erik.A.Knoder@oregon.gov

Want to keep up on the latest Oregon labor market and economic data? Visit our web site at www.QualityInfo.org