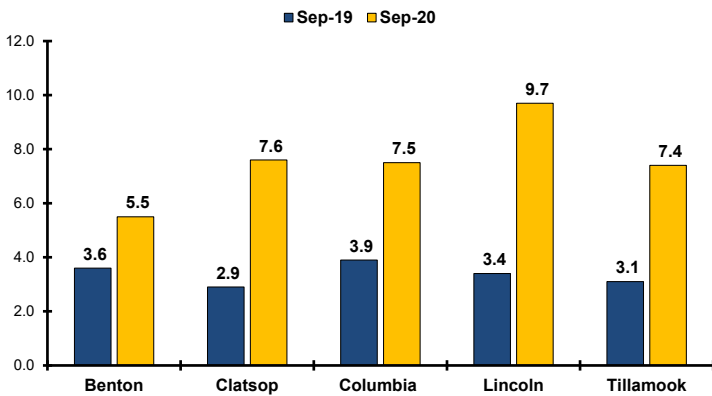


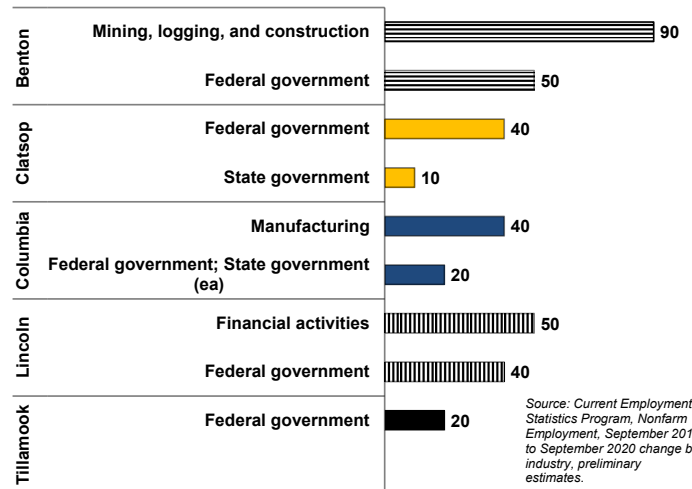
Northwest Oregon Economic Indicators

For Benton, Clatsop, Columbia, Lincoln & Tillamook Counties October 2020

**The Number of Unemployed in NW Oregon
 Has Fallen by 59% Since April Peak; Still More
 Than Double Last September's Count**
 (Preliminary Estimates, Not Seasonally Adjusted)

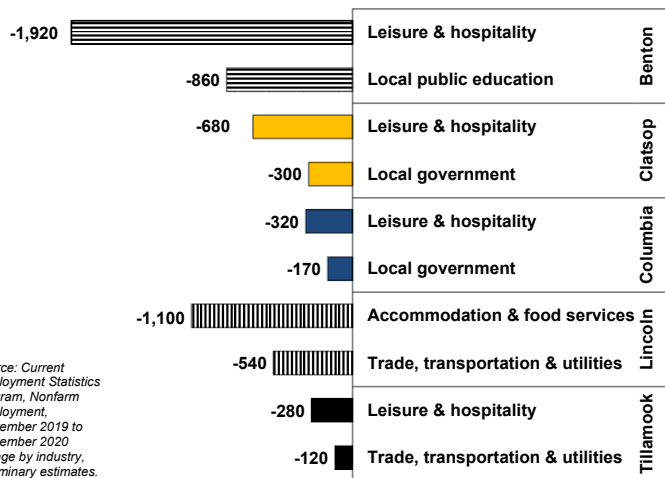


Industries Adding the Most Jobs in Past Year by County



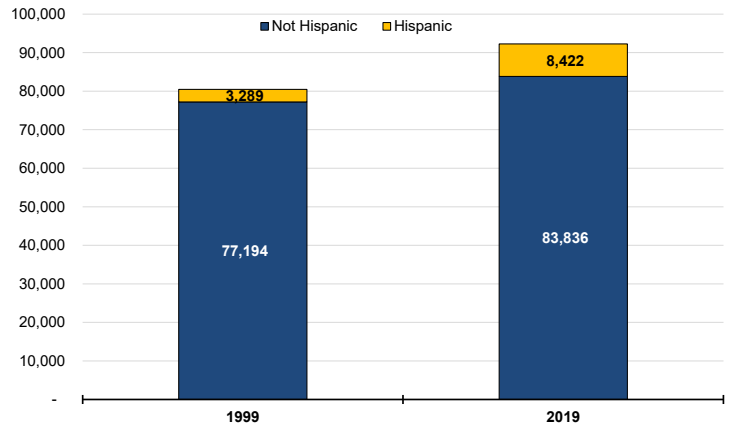
Source: Current Employment Statistics Program, Nonfarm Employment, September 2019 to September 2020 change by industry, preliminary estimates.

Industries Losing the Most Jobs in Past Year by County



Source: Current Employment Statistics Program, Nonfarm Employment, September 2019 to September 2020 change by industry, preliminary estimates.

**The Share of Hispanics in the NW Oregon Workforce Has
 More Than Doubled in the Past Twenty Years, from 4% to 9%**



Source: U.S. Census Bureau Quarterly Workforce Indicators yearly average employment for Benton, Clatsop, Columbia, Lincoln, and Tillamook counties combined.

For more economic or labor market data or to be added to this monthly email list, contact:

Shawna Sykes, Workforce Analyst
 Cell: 503.396.7355 E-mail: Shawna.L.Sykes@oregon.gov

Erik Knoder, Regional Economist
 Desk: 541.574.2306 E-mail: Erik.A.Knoder@oregon.gov

Want to keep up on the latest Oregon labor market and economic data?

Visit our web site at www.QualityInfo.org

Follow us on Twitter at @OED_Research

Check out our blog at <https://oregonemployment.blogspot.com/>