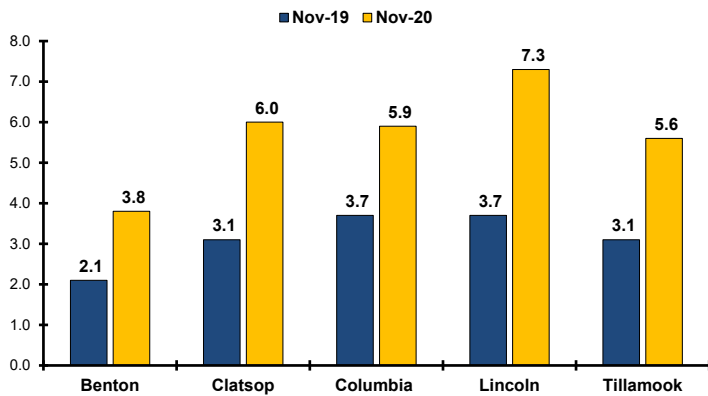


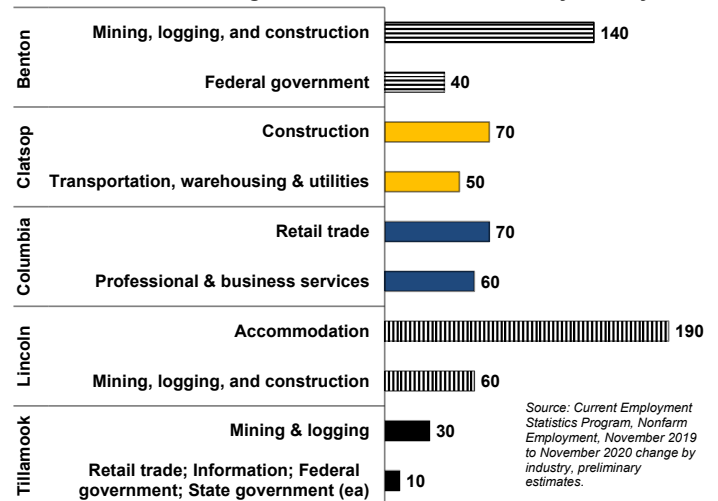
**Northwest Oregon Economic Indicators**

For Benton, Clatsop, Columbia, Lincoln & Tillamook Counties December 2020

**The Number of Unemployed in NW Oregon  
Down by 69% Since April Peak; Still 78%  
Higher Than Last November's Count**  
(Preliminary Estimates, Not Seasonally Adjusted)

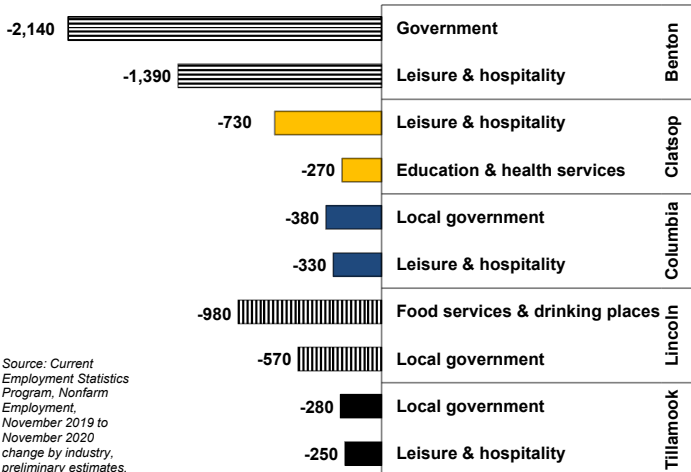


**Industries Adding the Most Jobs in Past Year by County**



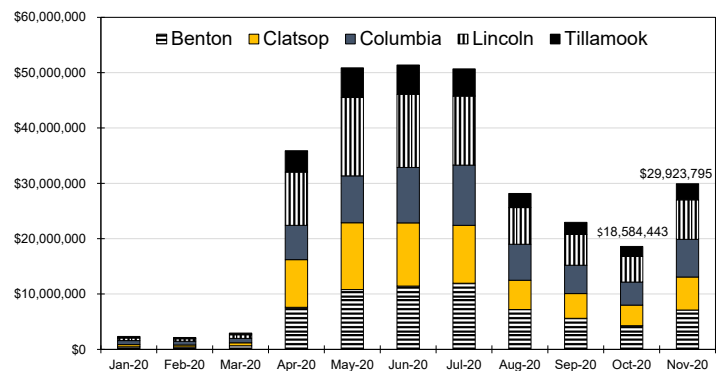
Source: Current Employment Statistics Program, Nonfarm Employment, November 2019 to November 2020 change by industry, preliminary estimates.

**Industries Losing the Most Jobs in Past Year by County**



Source: Current Employment Statistics Program, Nonfarm Employment, November 2019 to November 2020 change by industry, preliminary estimates.

**Unemployment Benefit Payments Surge 61% from October to November; Lincoln and Benton Counties Make Up Largest Shares**



Source: Benefit payments include all regular Unemployment Insurance (UI) programs and all CARES Act programs except Pandemic Unemployment Assistance (PUA), Lost Wage Assistance (LWA) and Disaster Unemployment Assistance (DUA).

For more economic or labor market data or to be added to this monthly email list, contact:

**Shawna Sykes, Workforce Analyst**  
Cell: 503.396.7355 E-mail: [Shawna.L.Sykes@oregon.gov](mailto:Shawna.L.Sykes@oregon.gov)

**Erik Knoder, Regional Economist**  
Desk: 541.574.2306 E-mail: [Erik.A.Knoder@oregon.gov](mailto:Erik.A.Knoder@oregon.gov)

Want to keep up on the latest Oregon labor market and economic data?

Visit our web site at [www.QualityInfo.org](http://www.QualityInfo.org)

Follow us on Twitter at @OED\_Research

Check out our blog at <https://oregonemployment.blogspot.com/>