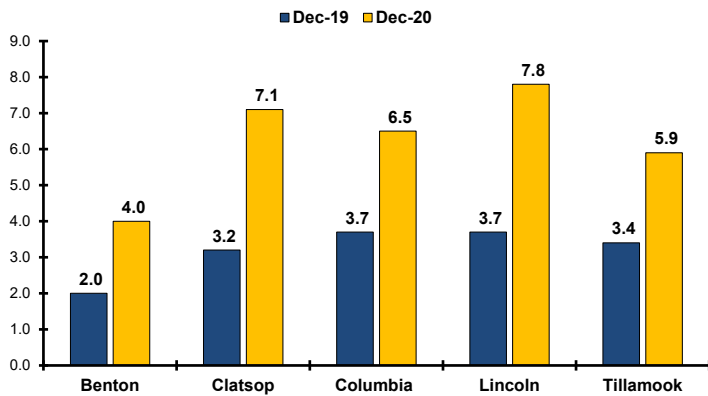


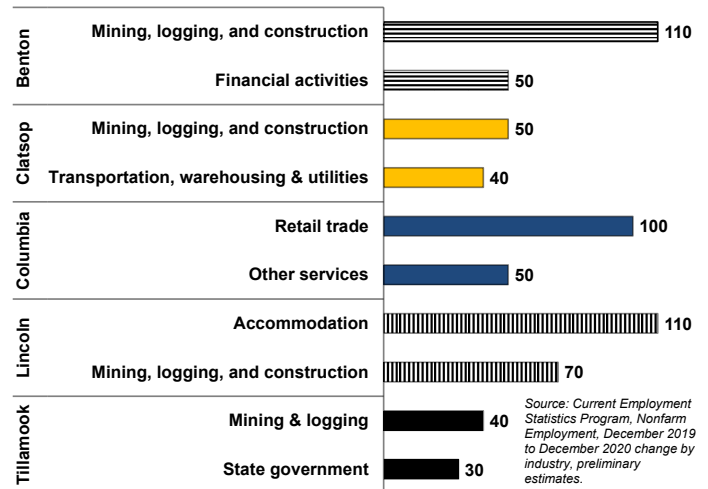
**Northwest Oregon Economic Indicators**

For Benton, Clatsop, Columbia, Lincoln & Tillamook Counties January 2021

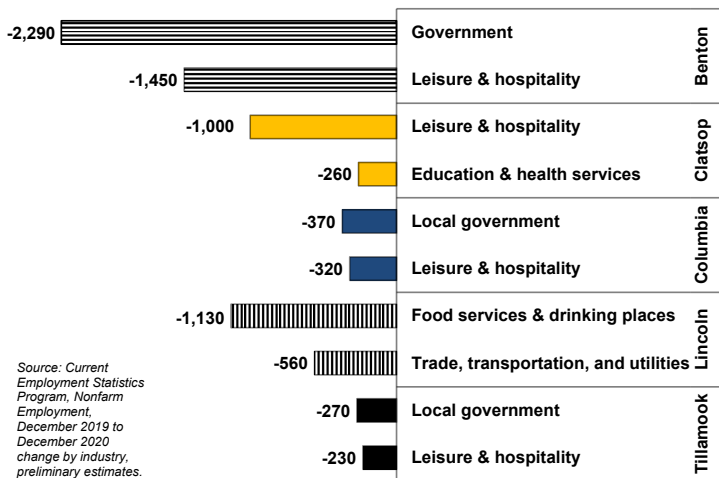
The Number of Unemployed in NW Oregon  
Rose by Nearly 490 in December; Up 93%  
Since December 2019; Down 66% Since April  
(Preliminary Estimates, Not Seasonally Adjusted)



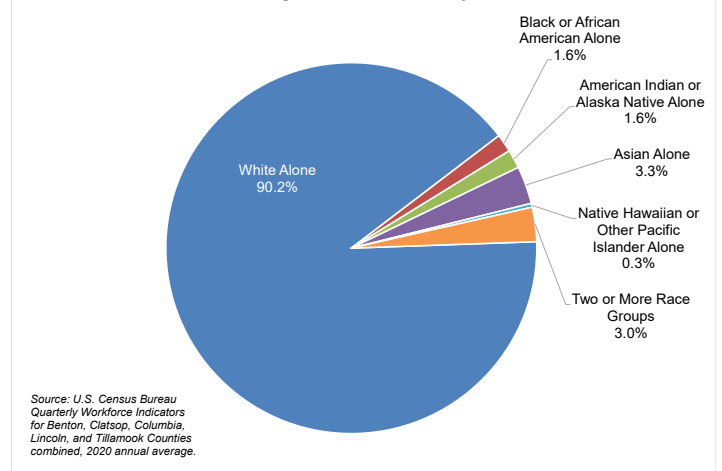
**Industries Adding the Most Jobs in Past Year by County**



**Industries Losing the Most Jobs in Past Year by County**



**NW Oregon Workforce by Race**



For more economic or labor market data or to be added to this monthly email list, contact:

**Shawna Sykes, Workforce Analyst**  
Cell: 503.396.7355 E-mail: [Shawna.L.Sykes@oregon.gov](mailto:Shawna.L.Sykes@oregon.gov)

**Erik Knoder, Regional Economist**  
Desk: 541.574.2306 E-mail: [Erik.A.Knoder@oregon.gov](mailto:Erik.A.Knoder@oregon.gov)

Want to keep up on the latest Oregon labor market and economic data? Visit our web site at [www.QualityInfo.org](http://www.QualityInfo.org)

Follow us on Twitter at: [@OED\\_Research](https://twitter.com/OED_Research)

Check out our blog at:  
<https://oregonemployment.blogspot.com/>

**Percent Change in the NW Oregon Workforce by Race 2000 to 2020**

