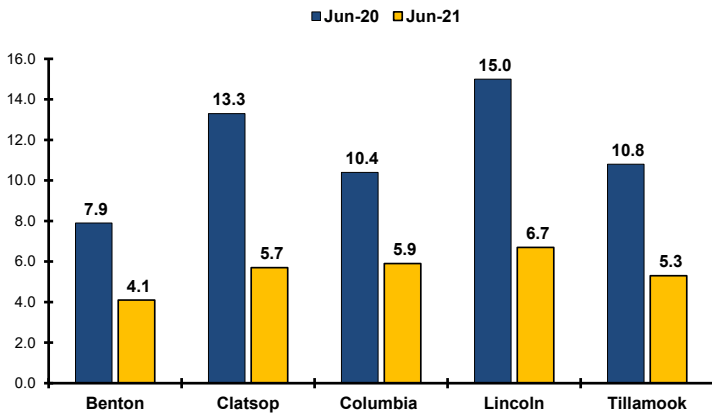


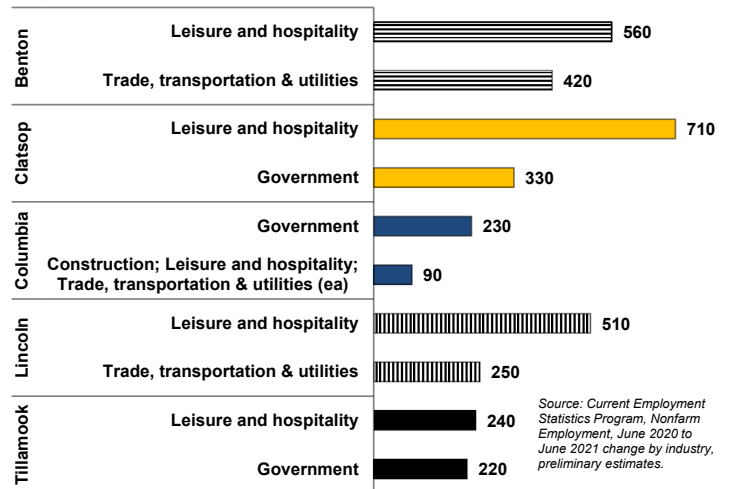
Northwest Oregon Economic Indicators

For Benton, Clatsop, Columbia, Lincoln & Tillamook Counties July 2021

The Number of Unemployed in NW Oregon Has Fallen by Over 6,700 (Down 50%) Since June 2020 (Preliminary Estimates, Not Seasonally Adjusted)

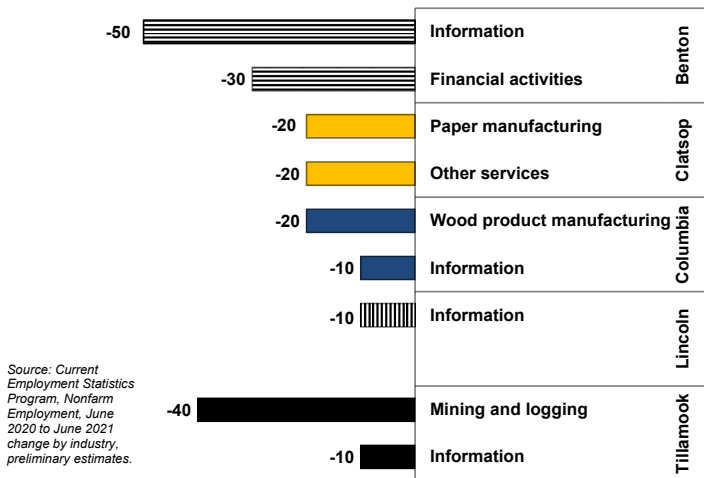


Industries Adding the Most Jobs in Past Year by County



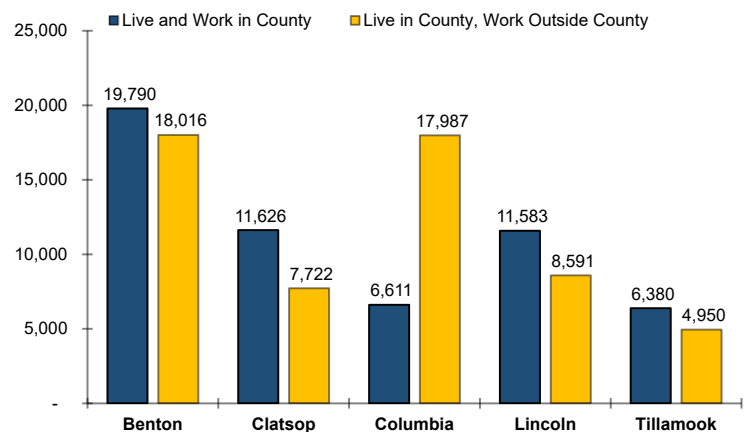
Source: Current Employment Statistics Program, Nonfarm Employment, June 2020 to June 2021 change by industry, preliminary estimates.

Industries Losing the Most Jobs in Past Year by County



Source: Current Employment Statistics Program, Nonfarm Employment, June 2020 to June 2021 change by industry, preliminary estimates.

NW Oregon Labor Force Dynamics



Source: U.S. Census Bureau Local Employment Dynamics Program, 2018.

For more economic or labor market data or to be added to this monthly email list, contact:

Shawna Sykes, Workforce Analyst/Economist

Cell: 503.396.7355

E-mail: Shawna.L.Sykes@oregon.gov

Erik Knoder, Regional Economist

Desk: 541.574.2306

E-mail: Erik.A.Knoder@oregon.gov

Want to keep up on the latest Oregon labor market and economic data? Visit our web site at www.QualityInfo.org



Follow us on Twitter at: @OED_Research



Check out our blog at: <https://oregonemployment.blogspot.com/>