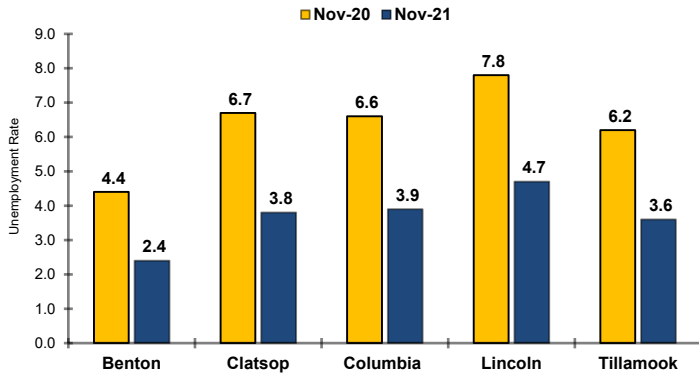


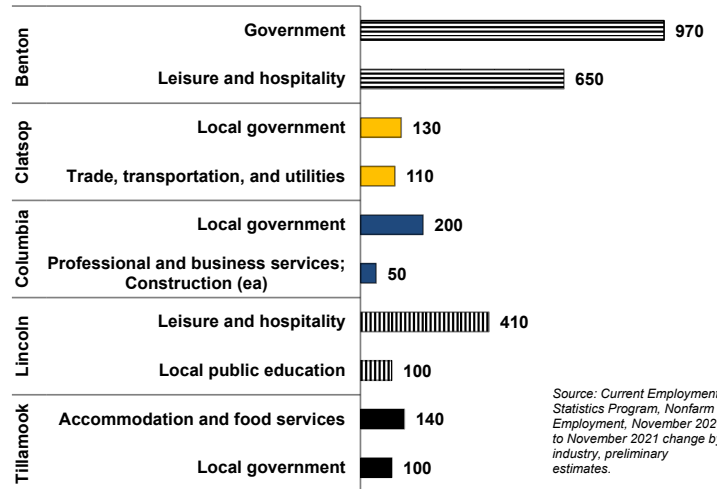
Northwest Oregon Economic Indicators
For Benton, Clatsop, Columbia, Lincoln & Tillamook Counties December 2021

The Number of Unemployed in NW Oregon Has Fallen by About 3,000 (Down 41%) Since November 2020 and by About 3% Since Last Month (Preliminary Estimates, Not Seasonally Adjusted)



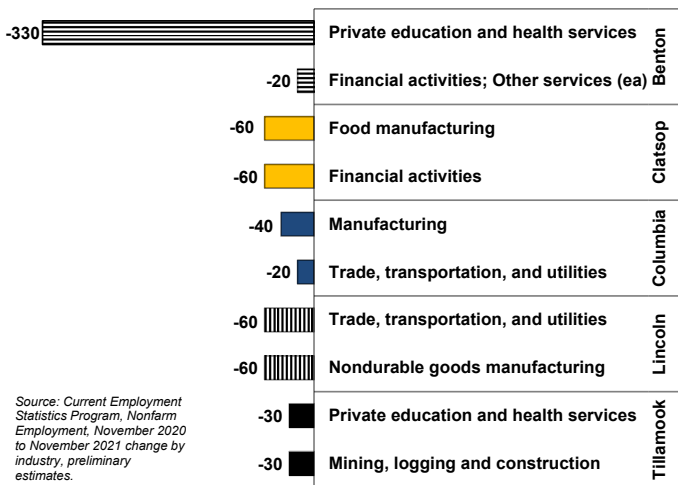
Source: Oregon Employment Department Local Area Unemployment Statistics Program.

Industries Adding the Most Jobs in Past Year by County



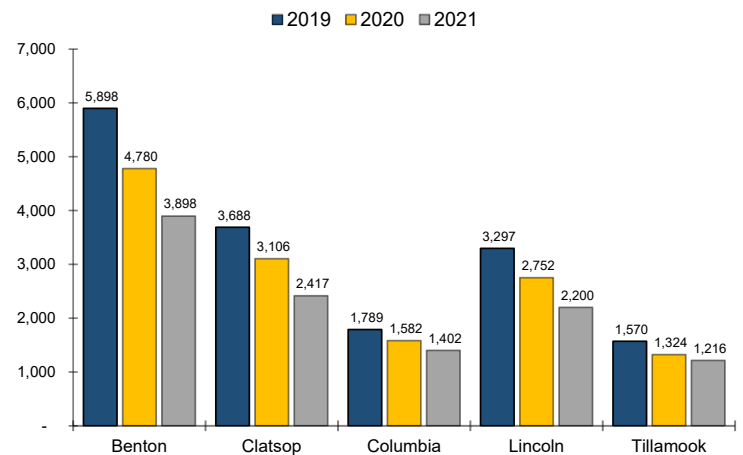
Source: Current Employment Statistics Program, Nonfarm Employment, November 2020 to November 2021 change by industry, preliminary estimates.

Industries Losing the Most Jobs in Past Year by County



Source: Current Employment Statistics Program, Nonfarm Employment, November 2020 to November 2021 change by industry, preliminary estimates.

Average Number of Hires in NW Oregon Counties



Source: Oregon Employment Department and U.S. Census Bureau Quarterly Workforce Indicators annual average data.

For more economic or labor market data or to be added to this monthly email list, contact:

Shawna Sykes, Workforce Analyst/Economist

Cell: 503.396.7355

E-mail: Shawna.L.Sykes@employ.oregon.gov

Erik Knoder, Regional Economist

Desk: 541.574.2306

E-mail: Erik.A.Knoder@employ.oregon.gov

Want to keep up on the latest Oregon economic data?

Visit our web site at www.QualityInfo.org

Follow us on Twitter at: [@OED_Research](https://twitter.com/OED_Research)

Check out our blog at: <https://oregonemployment.blogspot.com/>