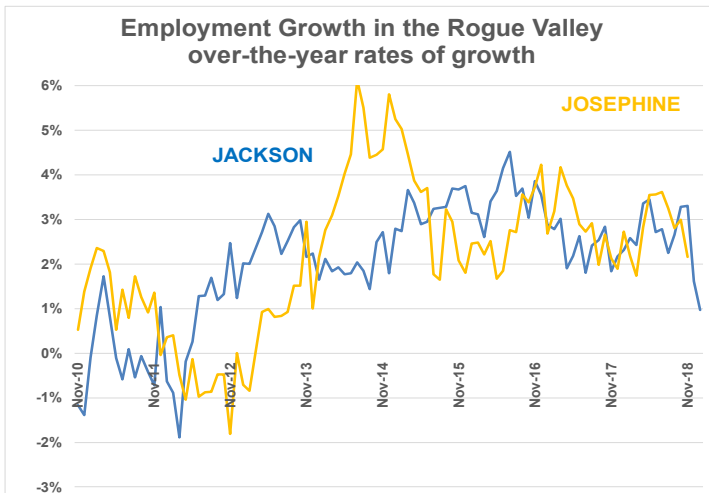


## ROGUE VALLEY ECONOMIC INDICATORS

November 2018	Unemployment Rates	Nonfarm Jobs
Jackson County	4.8%	90,200
Josephine County	5.8%	27,020

Employment growth over the year was modest in Jackson County but remained healthier in Josephine County. In both counties, private sector industries were responsible for the



For the Latest Info, Click Below:

- ◆ [Unemployment rates](#)
- ◆ [Josephine / Jackson regional information](#)
- ◆ [Latest Oregon labor market news](#)

or go to [QualityInfo.org](http://QualityInfo.org)

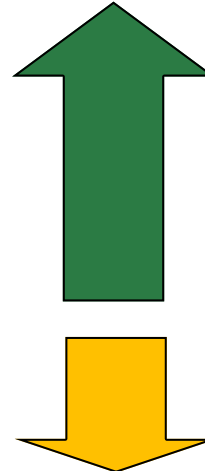
Courtesy of the Oregon Employment Department's  
**Workforce Analyst:** Ainoura Oussenbec,  
541-414-5325; [Ainoura.Oussenbec@Oregon.gov](mailto:Ainoura.Oussenbec@Oregon.gov)

Want to be added to the distribution list?

[Questions? Email me!](#)

### Nonfarm Employment Change Jackson County

by sector, November 2017 - November 2018




Health care & social assistance (1,320)  
Construction (330)  
Leisure & hospitality (310)  
Financial activities (140)  
Manufacturing (30)

Government (-710)  
Retail trade (-1,010)

### Nonfarm Employment Change Josephine County

by sector, November 2017 - November 2018



Private education & health services (780)  
Professional & business services (300)  
Manufacturing (130)  
Construction (60)  
Other services (30)

Financial activities (-170)  
State government (-510)

November 2018 data unless otherwise noted