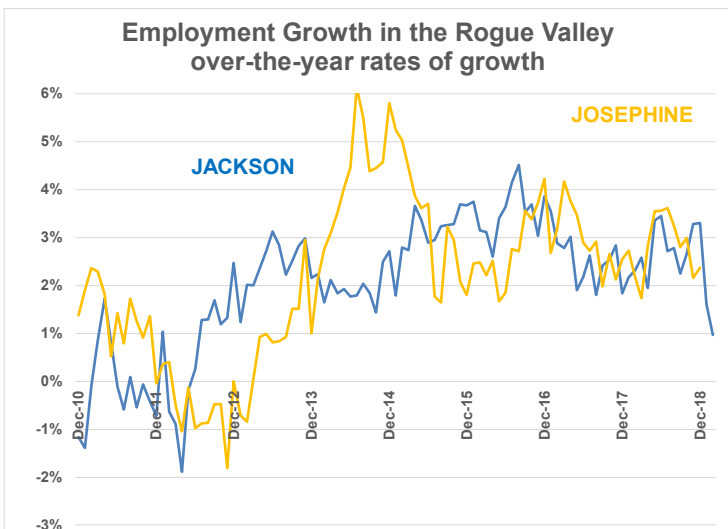


ROGUE VALLEY ECONOMIC INDICATORS

December 2018	Unemployment Rates	Nonfarm Jobs
Jackson County	5.1 %	89,670
Josephine County	5.9 %	27,180

Employment growth over the year was modest in Jackson County but remained healthier at 2.4 percent in Josephine County. In both counties, private-sector industries were



For the Latest Info, Click Below:

- ◆ [Unemployment rates](#)
- ◆ [Josephine / Jackson regional information](#)
- ◆ [Latest Oregon labor market news](#)

or go to QualityInfo.org


Courtesy of the Oregon Employment Department's
Workforce Analyst: Ainoura Oussenbec,
541-414-5325; Ainoura.Oussenbec@Oregon.gov

Want to be added to the distribution list?

[Questions? Email me!](#)

Nonfarm Employment Change Jackson County

by sector, December 2017 - December 2018




Health care & social assistance (1,190)
Leisure & hospitality (510)
Construction (200)
Wholesale trade (140)
Manufacturing (130)

Retail trade (-730)
Government (-810)

Nonfarm Employment Change Josephine County

by sector, December 2017 - December 2018



Private education & health services (810)
Professional & business services (320)
Manufacturing (120)
Construction (60)
Other services (30)

Financial activities (-100)
Government (-470)

December 2018 data unless otherwise noted