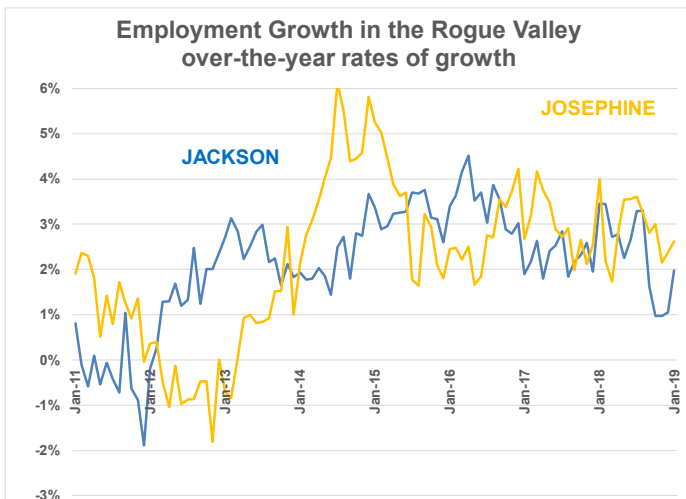


ROGUE VALLEY ECONOMIC INDICATORS

January 2019	Unemployment Rates	Nonfarm Jobs
Jackson County	5.4%	88,210
Josephine County	6.0%	26,980

Employment growth over the year was 2 percent in Jackson County and 2.6 percent in Josephine County. Both counties posted faster job growth rates than statewide, at 1.6 percent. Private industries as well as government in-



For the Latest Info, Click Below:

- ◆ [Unemployment rates](#)
- ◆ [Josephine / Jackson regional information](#)
- ◆ [Latest Oregon labor market news](#)

or go to QualityInfo.org


Courtesy of the Oregon Employment Department's
Workforce Analyst: Ainoura Oussenbec,
541-414-5325; Ainoura.Oussenbec@Oregon.gov

Want to be added to the distribution list?

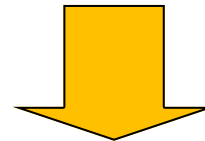
[Questions? Email me!](#)

Nonfarm Employment Change Jackson County

by sector, January 2018 - January 2019




Leisure & hospitality (440)
Health care & social assistance (360)
Government (290)
Manufacturing (210)
Construction (180)



Mining & Logging (-30)
Information (-100)

Nonfarm Employment Change Josephine County

by sector, January 2018 - January 2019



Private education & health services (470)
Manufacturing (310)
Transportation, warehousing, & utilities (40)
Construction (20)
Information (20)



Financial activities (-110)
Retail trade (-130)

January 2019 data unless otherwise noted