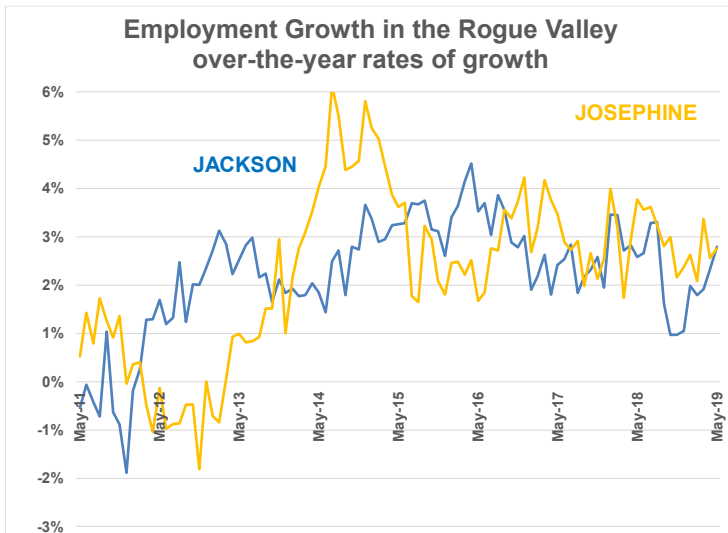


ROGUE VALLEY ECONOMIC INDICATORS

May 2019	Unemployment Rates	Nonfarm Jobs
Jackson County	4.8 %	91,410
Josephine County	5.4 %	28,250

Employment grew over the year in both Jackson County and Josephine County at 2.8 percent growth rate. Statewide, the growth rate was 2.5 percent.



For the Latest Info, Click Below:

- ◆ [Unemployment rates](#)
- ◆ [Josephine / Jackson regional information](#)
- ◆ [Latest Oregon labor market news](#)

or go to QualityInfo.org

Courtesy of the Oregon Employment Department's
Workforce Analyst: Ainoura Oussenbec,


541-414-5325; Ainoura.Oussenbec@Oregon.gov

Want to be added to the distribution list?

[Questions? Email me!](#)

Nonfarm Employment Change Jackson County

by sector, May 2018 - May 2019




Health care & social assistance (430)
Construction (400)
Retail trade (340)
Professional & business services (340)
Manufacturing (310)
Leisure & hospitality (310)
Government (280)



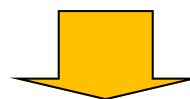
Wholesale trade (-30)

Nonfarm Employment Change Josephine County

by sector, May 2018 - May 2019



Private education & health services (300)
Manufacturing (150)
Government (140)
Financial activities (100)
Leisure & hospitality (90)
Construction (80)



Professional & business services (-60)
Trade, transportation, & utilities (-70)

May 2019 data unless otherwise noted