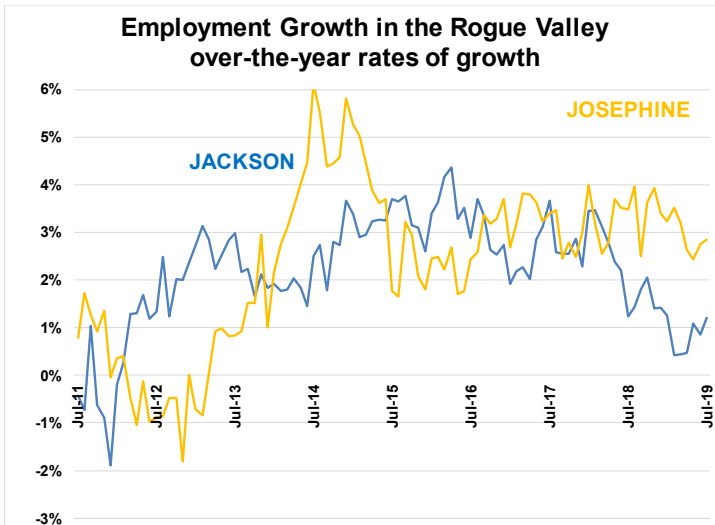


ROGUE VALLEY ECONOMIC INDICATORS

July 2019	Unemployment Rates*	Nonfarm Jobs
Jackson County	4.7%	88,540
Josephine County	5.2%	27,800

Employment grew over the year in both Jackson County and Josephine County, at 1.2 and 2.9 percent growth rates, respectively. Statewide, the growth rate was 2.1 percent.



For the Latest Info, Click Below:

- ◆ [Unemployment rates](#)
- ◆ [Josephine / Jackson regional information](#)
- ◆ [Latest Oregon labor market news](#)

or go to QualityInfo.org

Workforce Analyst for Lane County currently covering
Southern Oregon Economic Indicators


Henry Fields, (541) 359-9178 Henry.L.Fields@Oregon.gov

Want to be added to the distribution list?


[Questions? Email me!](#)

Nonfarm Employment Change Jackson County

by sector, July 2018 - July 2019




Leisure & hospitality (+370)
Construction (+170)
Health care & social assistance (+310)
Manufacturing (+310)
Government (+120)
Transportation, warehousing, and utilities (+100)



Local government education (-70)
Professional & business services (-170)
Retail trade (-430)

Nonfarm Employment Change Josephine County

by sector, July 2018 - July 2019



Private education & health services (+360)
Government (+160)
Manufacturing (+80)
Construction (+60)
Professional & business services (+60)
Leisure & hospitality (+30)



Retail trade (-130)

July 2019 data unless otherwise noted

*Seasonally Adjusted