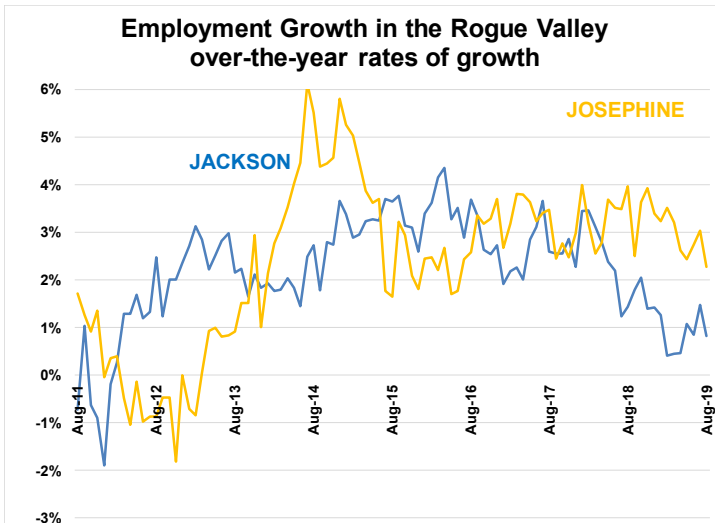


ROGUE VALLEY ECONOMIC INDICATORS

August 2019	Unemployment Rates*	Nonfarm Jobs
Jackson County	4.7%	88,680
Josephine County	5.3%	27,900

Employment grew over the year in both Jackson County and Josephine County, at 0.8 and 2.3 percent growth rates, respectively. Statewide, the growth rate was 1.8 percent.



For the Latest Info, Click Below:

- ◆ [Unemployment rates](#)
- ◆ [Josephine / Jackson regional information](#)
- ◆ [Latest Oregon labor market news](#)

or go to QualityInfo.org

Workforce Analyst for Lane County currently covering
Southern Oregon Economic Indicators


Henry Fields, (541) 359-9178 Henry.L.Fields@Oregon.gov

Want to be added to the distribution list?


[Questions? Email me!](#)

Nonfarm Employment Change Jackson County

by sector, August 2018 - August 2019




Health care & social assistance (+230)
Manufacturing (+170)
Leisure & hospitality (+160)
Construction (+160)
Government (+150)
Information (+50)



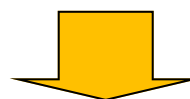
Local government education (-80)
Retail trade (-430)

Nonfarm Employment Change Josephine County

by sector, August 2018 - August 2019



Private education & health services (+210)
Government (+180)
Leisure & hospitality (+80)
Manufacturing (+70)
Professional & business services (+70)
Construction (+50)



Retail trade (-120)

August 2019 data unless otherwise noted

*Seasonally Adjusted