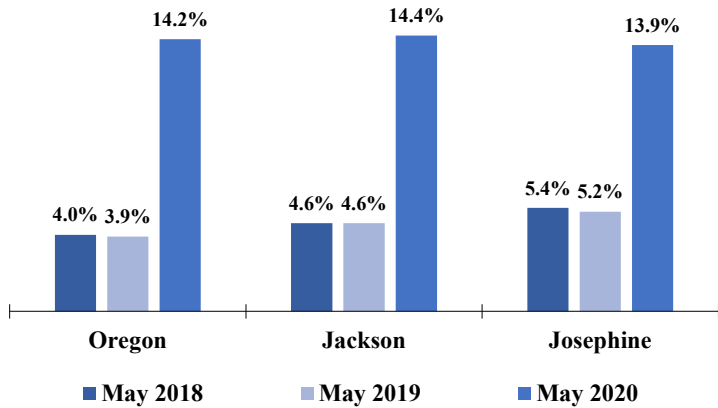


Jackson & Josephine Counties

June 2020 Edition

**Statewide and Local Unemployment Rates
 (Seasonally adjusted)**
 Source: Oregon Employment Department, LAUS

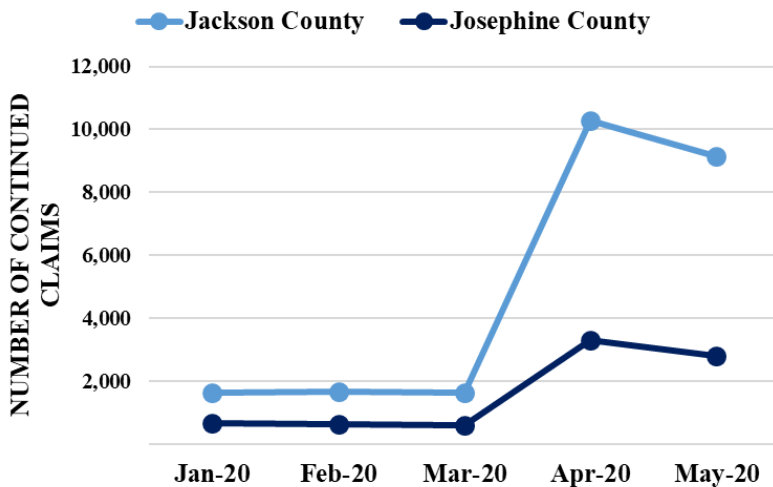


In May of 2020, Jackson County's unemployment rate was 14.4 percent, up 9.8 percentage points from last year. Josephine County's unemployment rate was 13.9 percent, up 8.7 percentage points over last year. Leisure and hospitality, which includes accommodation and food services, had dropped the most jobs by sector.

The monthly graph shows the continued claims during this year. Continued claims are persons who have filed an initial claim and who have experienced a week of unemployment then claim benefits for that week of unemployment. The count of the continued claims is a good indicator of labor market conditions. You can see the number of continued claims in this graph for Jackson and Josephine County. For more information on types of claims:

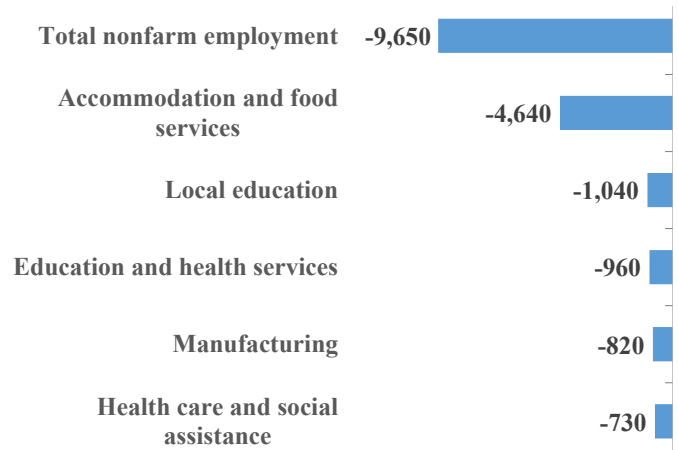
[click here](#)

**Monthly Graph
 Continued Claims in 2020**
 Source: Oregon Employment Department

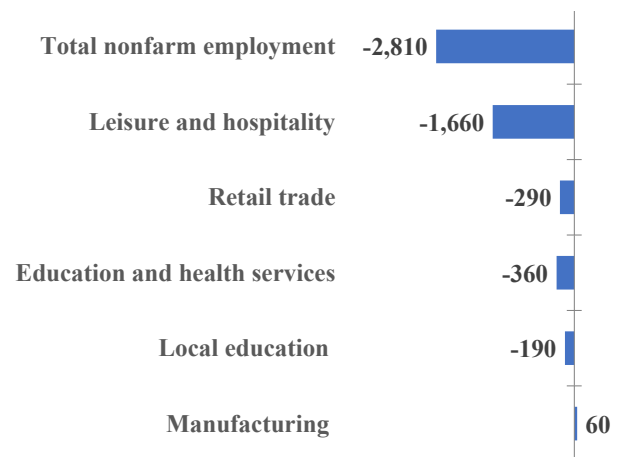


**Selected Industry Gains and Losses
 (Over-the-year net employment change)**
 Source: Oregon Employment Department, CES

Jackson County



Josephine County



For economic or labor market data contact:
 Polly Farrimond, Workforce Analyst
 Jackson, Josephine, Klamath and Lake counties
polly.a.farrimond@oregon.gov 541-414-5325
 Contact me to be added to this distribution list.