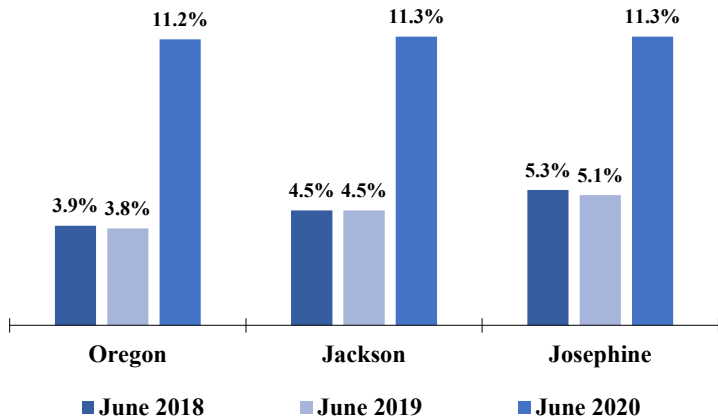


Jackson & Josephine Counties

July 2020 Edition

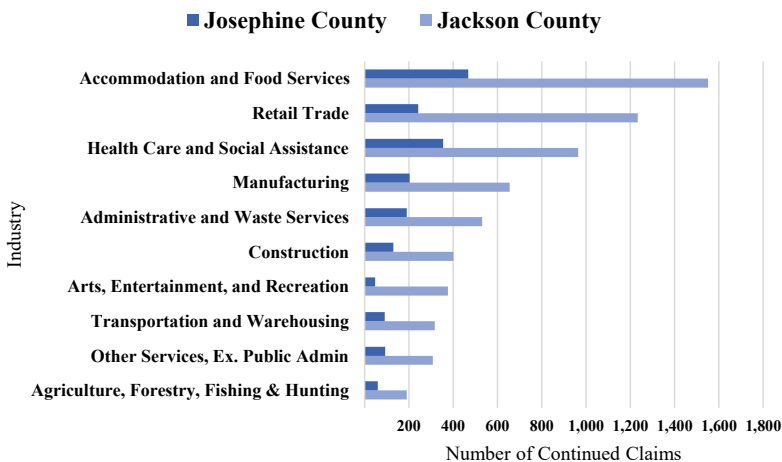
**Statewide and Local Unemployment Rates
(Seasonally adjusted)**
Source: Oregon Employment Department, LAUS



In June of 2020, Jackson County's unemployment rate was 11.3 percent, up 6.8 percentage points from last year. Josephine County's unemployment rate was 11.3 percent, up 6.2 percentage points over last year. Leisure and hospitality, which includes accommodation and food services, had dropped the most jobs by sector.

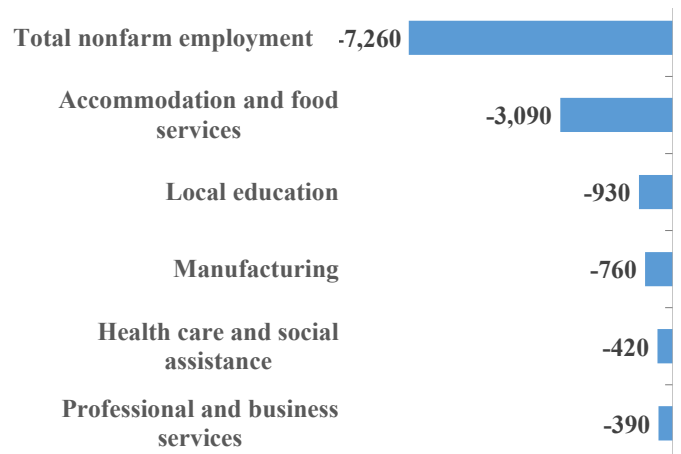
The monthly graph shows the continued claims by industry in June of this year. Continued claims are persons who have filed an initial claim and who have experienced a week of unemployment then claim benefits for that week of unemployment. Accommodation and food services continue to see the largest portion of continued claims in both counties. For detailed information on Jackson and Josephine counties click [here](#).

**Monthly Graph
Continued Claims in June 2020 by Industry**
Source: Oregon Employment Department

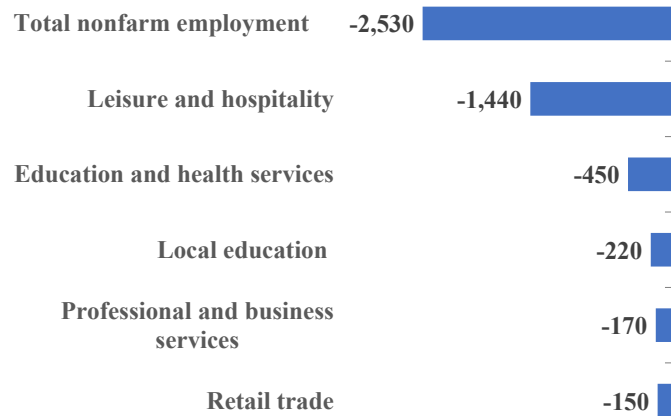


**Selected Industry Gains and Losses
(Over-the-year net employment change)**
Source: Oregon Employment Department, CES

Jackson County



Josephine County



For economic or labor market data contact:
Polly Farrimond, Workforce Analyst
Jackson, Josephine, Klamath and Lake counties
polly.a.farrimond@oregon.gov 541-414-5325
Contact me to be added to this distribution list.