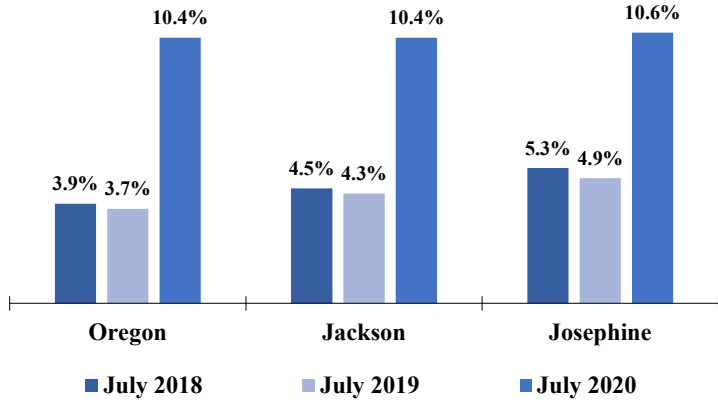


Jackson & Josephine Counties

August 2020 Edition

**Statewide and Local Unemployment Rates
(Seasonally adjusted)**
Source: Oregon Employment Department, LAUS



In July of 2020, Jackson County's unemployment rate was 10.4 percent, up 6.1 percentage points from last year. Josephine County's unemployment rate was 10.6 percent, up 5.7 percentage points over last year. Leisure and hospitality, which includes accommodation and food services, had dropped the most jobs by sector in both counties.

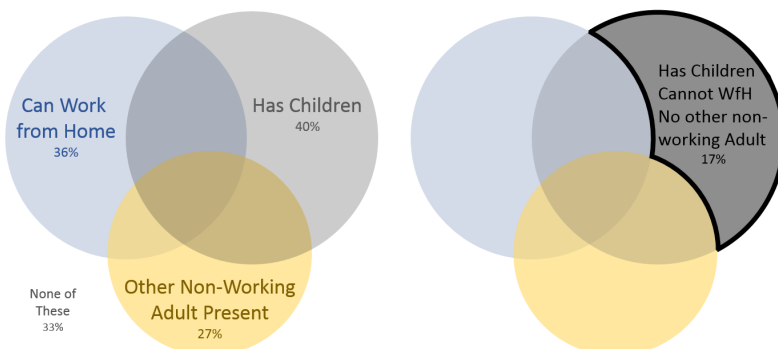
The monthly feature shows a chart from the article written by Josh Lehner with the Office of Economic Analysis. Josh writes about the challenges that parents are facing with working and finding childcare. He goes into detail on what part of the population is experiencing the biggest impact. You can read Josh's article [here](#).

Monthly Chart
Source: Josh Lehner, Oregon Office of Economic Analysis

COVID Challenges Working Oregon Parents

Oregon's Workforce: 2.1 million

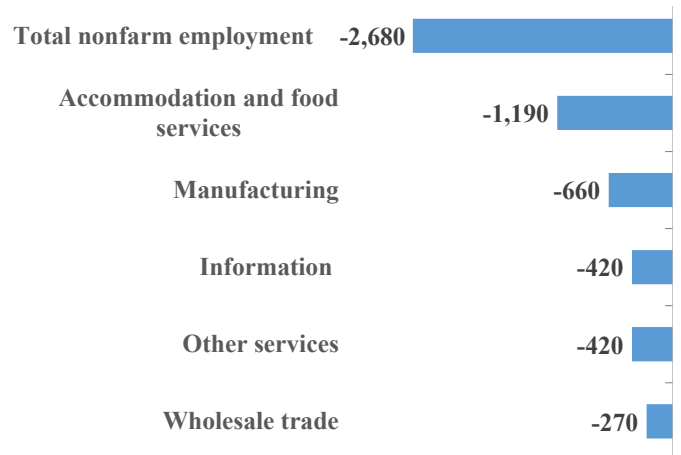
Working Parents in a Bind: 350,000



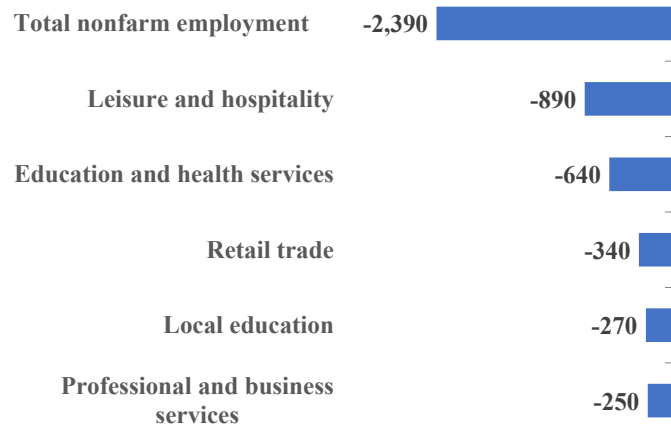
Data: 2018 ACS | Source: IPUMS-USA, Univ of Chicago, Oregon Office of Economic Analysis

**Selected Industry Gains and Losses
(Over-the-year net employment change)**
Source: Oregon Employment Department, CES

Jackson County



Josephine County



For economic or labor market data contact:
Polly Farrimond, Workforce Analyst
Jackson, Josephine, Klamath and Lake counties
polly.a.farrimond@oregon.gov 541-414-5325
Contact me to be added to this distribution list.

Follow our blog: oregonemployment.blogspot.com
Twitter: twitter.com/OED_Research
Website: qualityinfo.org