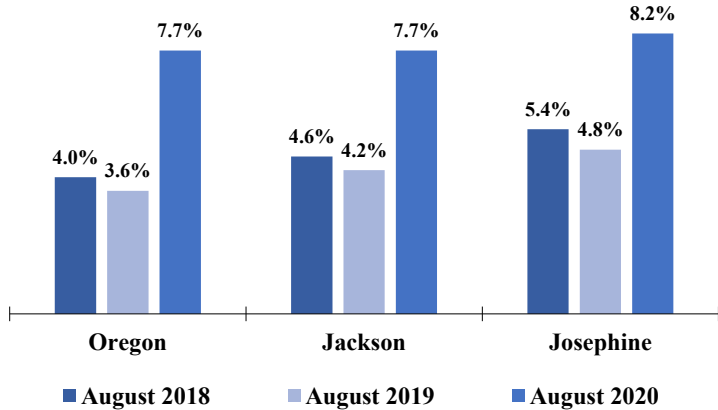


## Jackson & Josephine Counties

## September 2020 Edition

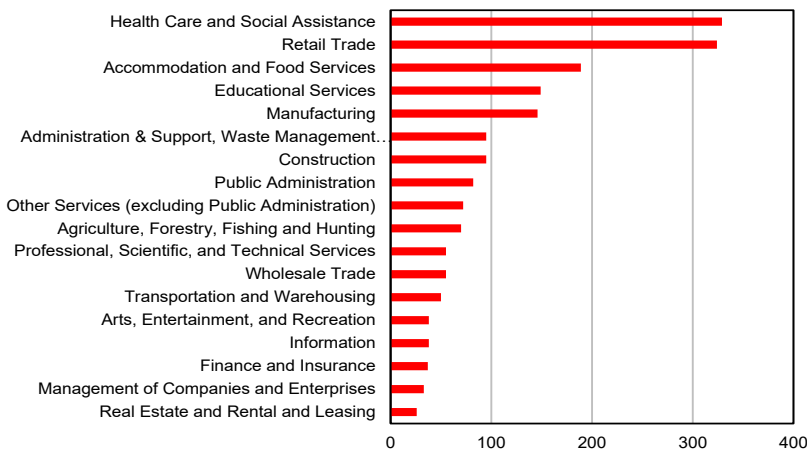
**Statewide and Local Unemployment Rates  
(Seasonally adjusted)**  
Source: Oregon Employment Department, LAUS



In August of 2020, Jackson County's unemployment rate was 7.7 percent, up 3.5 percentage points from last year. Josephine County's unemployment rate was 8.2 percent, up 3.4 percentage points over last year. Leisure and hospitality, which includes accommodation and food services, had dropped the most jobs by sector in both counties.

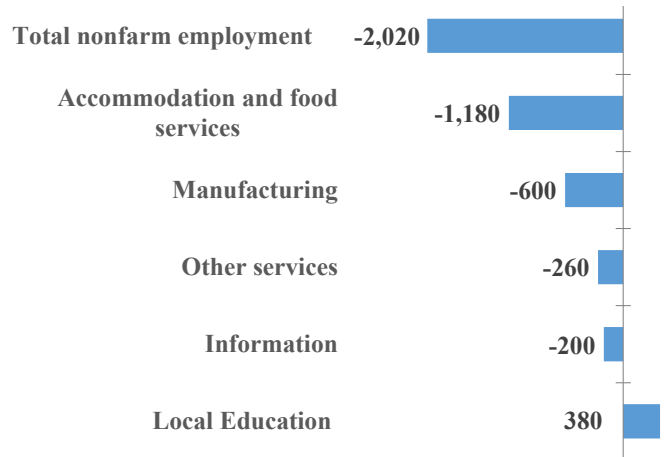
The monthly graph is from the article written by Guy Tauer, Regional Economist for our area. In the graph he uses the OnTheMap for Emergency Management Tool to display the types of industries that employed people who lived in the Almeda fire area. Guy writes a heartfelt article revealing impressions on the wildfire and the impacts on Phoenix, and Talent, Oregon. You can find Guy's article [here](#).

**Monthly Graph**  
**Workers by Industry Living in Almeda Fire Impact Area, 2017**  
Source: Oregon Employment Department and the U.S. Census Bureau OnTheMap for Emergency Management

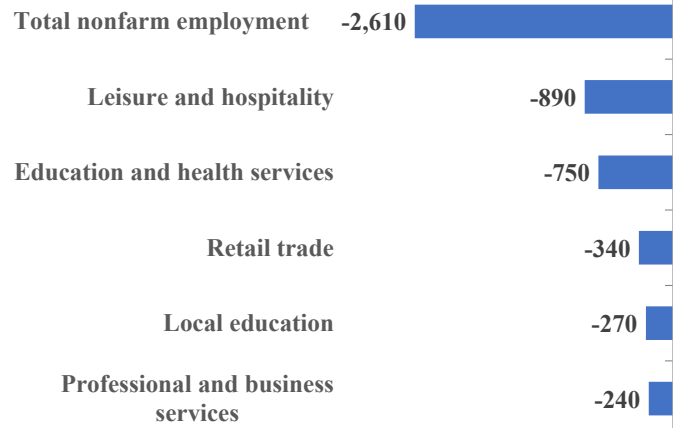


**Selected Industry Gains and Losses  
(Over-the-year net employment change)**  
Source: Oregon Employment Department, CES

### Jackson County



### Josephine County



**For economic or labor market data contact:**  
**Polly Farrimond, Workforce Analyst**  
Jackson, Josephine, Klamath and Lake counties  
[polly.a.farrimond@oregon.gov](mailto:polly.a.farrimond@oregon.gov) 541-414-5325  
Contact me to be added to this distribution list.