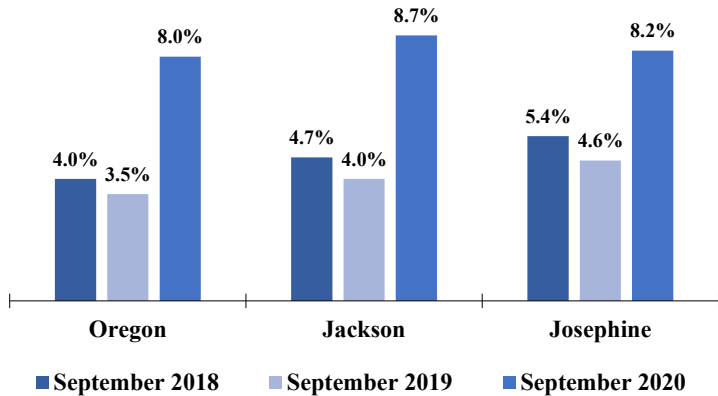


Jackson & Josephine Counties

October 2020 Edition

Statewide and Local Unemployment Rates (Seasonally adjusted)

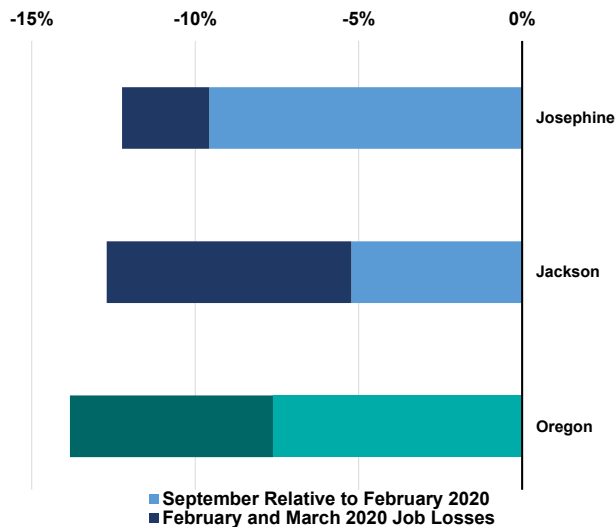
Source: Oregon Employment Department, LAUS



In September 2020, Jackson County's unemployment rate was 8.7 percent, up 4.7 percentage points from last year. Josephine County's unemployment rate was 8.2 percent, up 3.6 percentage points over last year. Leisure and hospitality, which includes accommodation and food services, had dropped the most jobs by sector in both counties.

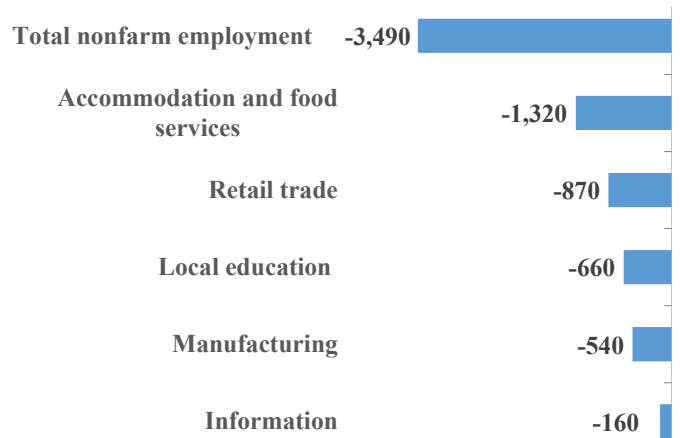
The Graph of the Month shows the Job Losses by County since the pandemic began in March. The dark blue shows the jobs lost since the pandemic and the light blue shows how far away the county (and Oregon) are from its February employment levels. The graph shows that the depth of short-term and now more long-lasting job losses are impacting rural counties.

Monthly Graph Oregon COVID-19 Recession Job Losses by County Seasonally Adjusted, February to September, 2020 Source: Oregon Employment Department, Current Employment Statistics

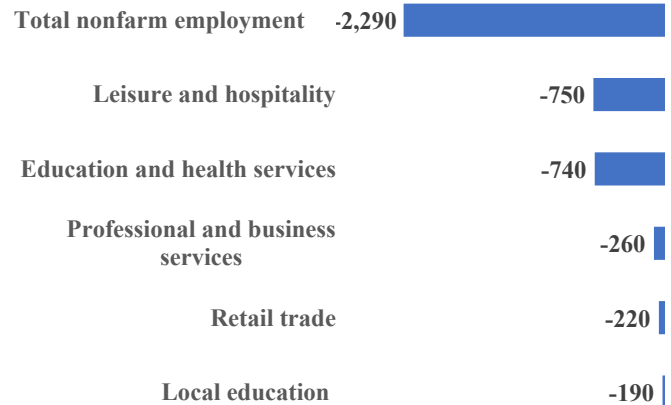


Selected Industry Gains and Losses (Over-the-year net employment change) Source: Oregon Employment Department, CES

Jackson County



Josephine County



For economic or labor market data contact:
Polly Farrimond, Workforce Analyst
Jackson, Josephine, Klamath and Lake counties
polly.a.farrimond@oregon.gov 541-414-5325
Contact me to be added to this distribution list.