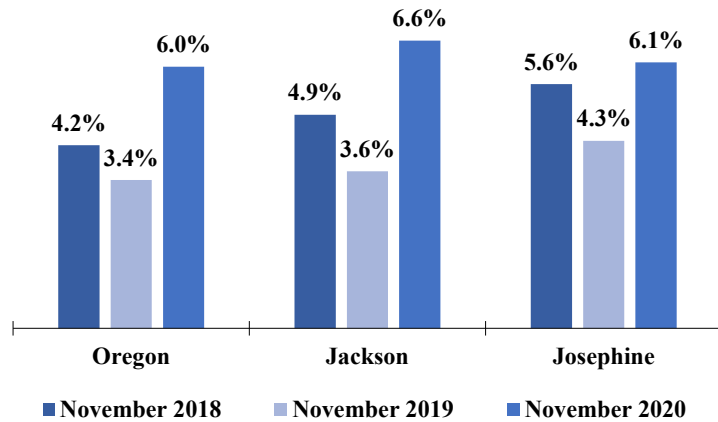


## Jackson & Josephine Counties

## December 2020 Edition

### Statewide and Local Unemployment Rates (Seasonally adjusted)

Source: Oregon Employment Department, Local Area Unemployment Statistics

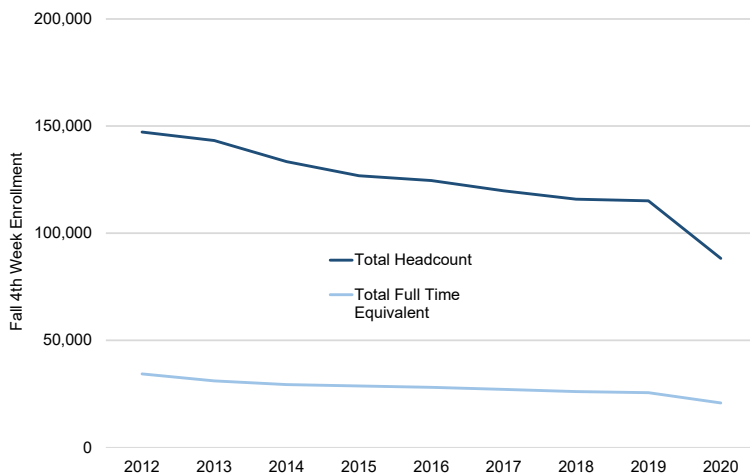


In November 2020, Jackson County's unemployment rate was 6.6%, up 3.0 percentage points from last year. Josephine County's unemployment rate was 6.1%, up 1.8 percentage points over last year. Leisure and hospitality, which includes accommodation and food services, continues to account for the largest industry losses.

The Graph of the Month was taken from a recent article created by Jessica Nelson, Employment Economist. The article gives details on how the COVID-19 pandemic has impacted Oregon's community colleges. Enrollment across the state has dropped 23% since the fall of 2019. The community college headcount had been declining for some time, this graph shows the pandemic-driven acceleration of this trend. For more detailed information on the impact to Jackson and Josephine counties you can read the article [here](#).

### Monthly Graph

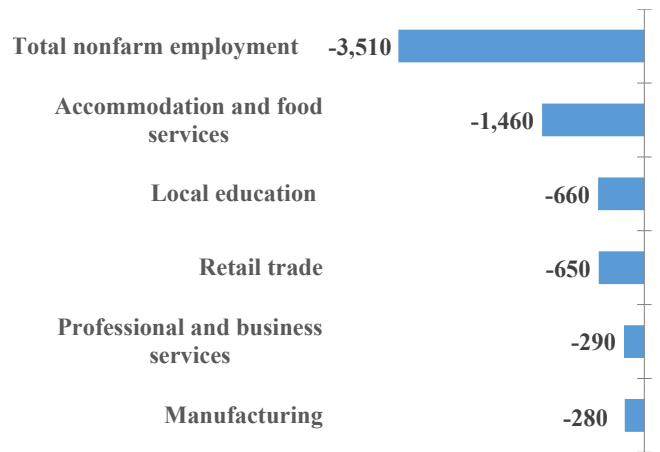
Oregon Community College Enrollment Declines in 2020  
 Source: Oregon Employment Department and Oregon Higher Education Coordinating Commission



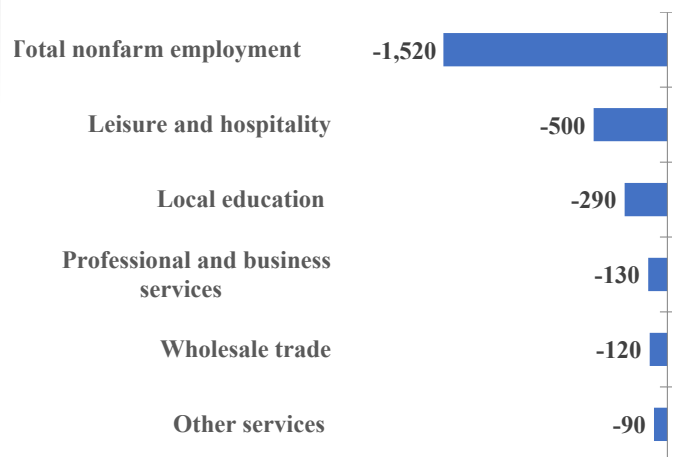
### Selected Industry Gains and Losses (Over-the-year net employment change)

Source: Oregon Employment Department, Current Employment Estimates

### Jackson County



### Josephine County



For economic or labor market data contact:  
**Polly Farrimond, Workforce Analyst**  
 Jackson, Josephine, Klamath and Lake counties  
[polly.a.farrimond@oregon.gov](mailto:polly.a.farrimond@oregon.gov) 541-414-5325  
 Contact me to be added to this distribution list.