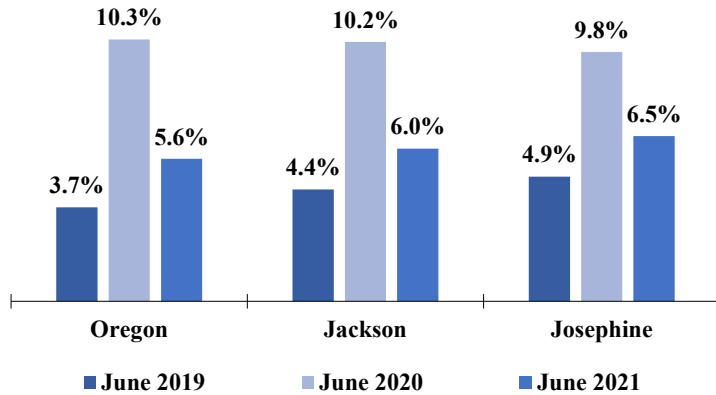


Jackson & Josephine Counties

July 2021 Edition

Statewide and Local Unemployment Rates (Seasonally adjusted)

Source: Oregon Employment Department, Local Area Unemployment Statistics

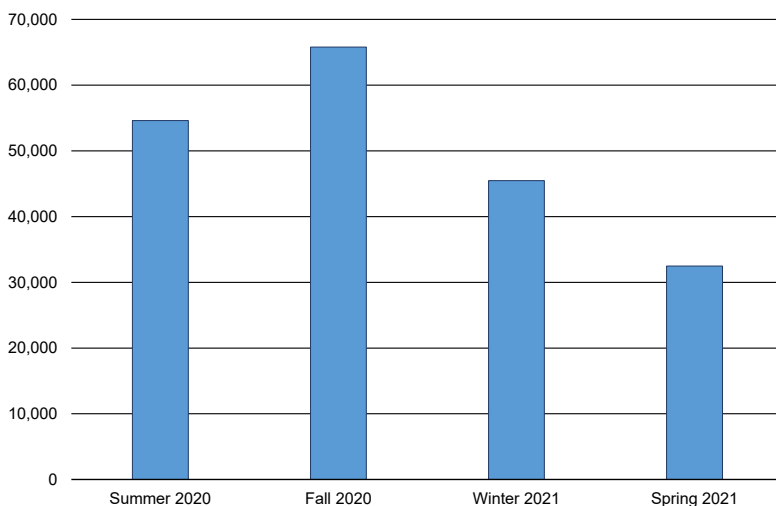


In June 2021, Jackson County's unemployment rate was 6.0%, Josephine County's unemployment rate was 6.5%.

The graph of the month is from an [article](#) written by Gail Krumenauer, State Employment Economist at the Oregon Employment Department. This article also contains the updated Beveridge Curve for Oregon. The graph below shows the progression in the number of the workforce who are not looking for work due to the COVID-19 pandemic. There are many contributing factors to this sector of the unemployed in Oregon. Reasons might include COVID-19 related events such as the childcare shortage, a rise in retirement, and employers looking to build candidate pools. The [Job Vacancy Survey](#) recently showed a record level of vacancies in Spring 2021.

Graph of the Month Oregonians Out of the Labor Force and Not Looking for Work due to COVID-19

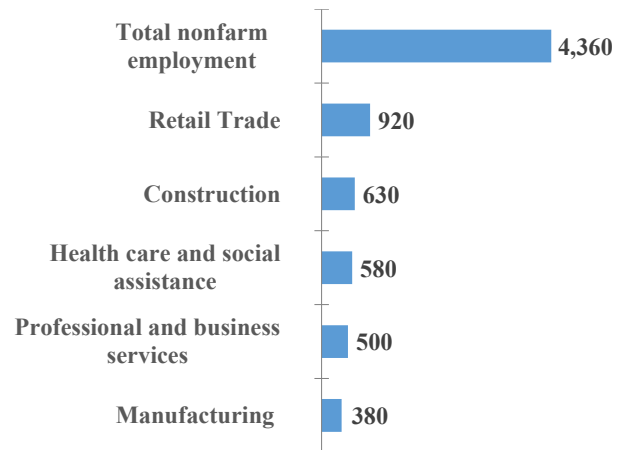
Source: Oregon Employment Department and Bureau of Labor Statistics, Current Population Survey



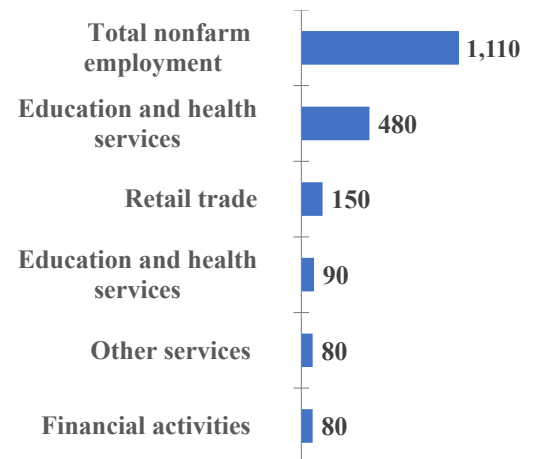
Selected Industry Gains and Losses (Over-the-year net employment change)

Source: Oregon Employment Department, Current Employment Estimates

Jackson County



Josephine County



For economic or labor market data contact:
 Polly Farrimond, Workforce Analyst
 Jackson, Josephine, Klamath and Lake counties
polly.a.farrimond@oregon.gov 541-414-5325
 Contact me to be added to this distribution list.