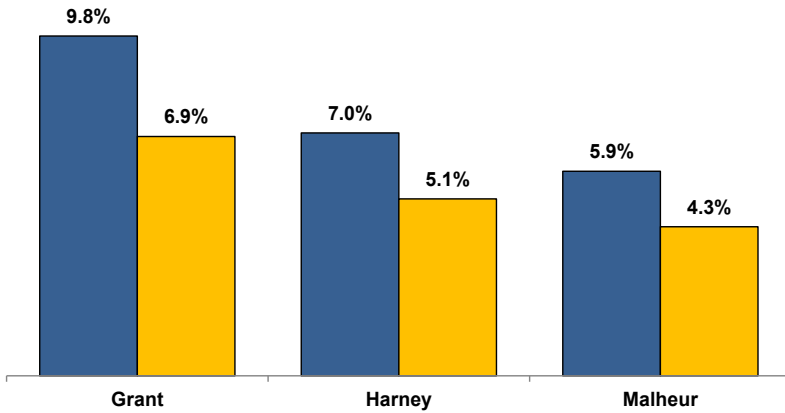


Unemployment Rates (Seasonally Adjusted)

■ July 2020 ■ July 2021



Unemployment Rate News

Malheur County's seasonally adjusted unemployment rate for July 2021 was 4.3%, while Harney County came in at 5.1% and Grant County at 6.9%. Malheur and Harney counties' rates were below Oregon's statewide rate of 5.2% and the national rate of 5.4%.

Malheur County's rate ranked third lowest among Oregon's 36 counties for the month while Harney County's ranked in a four-way tie for ninth and Grant County's sat at 32nd.

All three counties had lower seasonally adjusted unemployment rates in July 2021 than the previous July's higher pandemic-related rates.

Grant County (-2.9 percentage points) ranked in a three-way tie for 21st among Oregon's counties for largest over-the-year change. Harney County (-1.9) ranked 31st while Malheur County (-1.6) sat at 34th.

Nonfarm Employment Change

July 2020 to July 2021


Grant County gained an estimated 70 jobs over the year. The private sector added 70 jobs with gains led by other services and retail trade while losses were confined to construction. The public sector saw a net change of zero jobs with a gain in local government offsetting a loss in state government.

Harney County added an estimated 110 jobs over the year. The private sector increased by 60 jobs led by gains in goods-producing and retail trade. No private industries lost jobs. The public sector added 50 jobs with gains in local and state government overcoming a loss in federal government.

Malheur County employment increased by an estimated 310 jobs over the year. The private sector added 80 jobs led by gains in professional and business services, education and health services, and retail trade. Losses were led by other services and manufacturing. The public sector added 230 jobs with gains in local and state government overwhelming a loss in federal government.

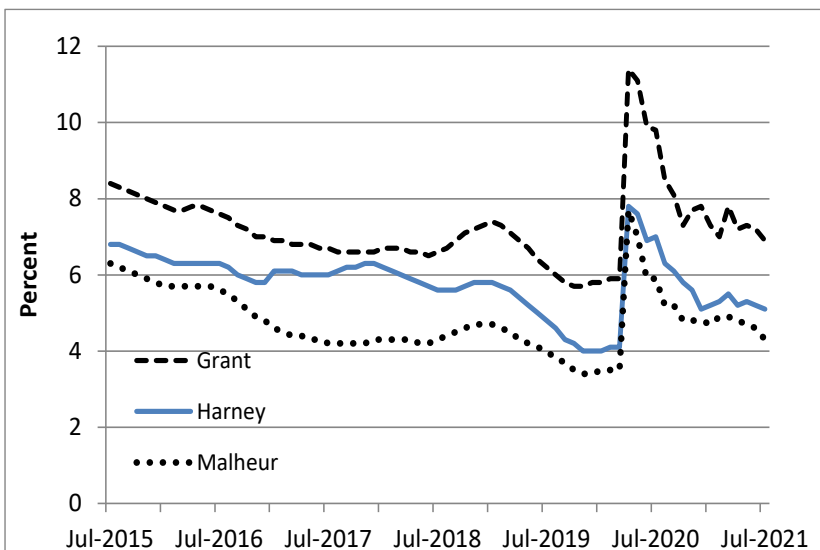
Notable Industry Gains and Losses

Over-the-Year Employment Change from July 2020



Grant	Harney	Malheur
Other Services (+30)	Local Government (+40)	Local Government (+200)
Retail Trade (+20)	Goods-Producing (+20)	Professional/Business Services (+60)
Wholesale Trade (+10)	Retail Trade (+20)	Private Education/Health Services (+60)
Professional/Business Services (+10)	State Government (+20)	Retail Trade (+50)
Mining/Logging (+10)	Professional/Business Services (+10)	State Government (+40)
Construction (-10)	Federal Government (-10)	Other Services (-40)
State Government (-10)		Manufacturing (-30)
		Information (-20)

Unemployment rate leveling after drop from COVID-19 high



Want to learn more about the Oregon economy?

Read our blog at: oregonemployment.blogspot.com/

Follow us on Twitter at: [Twitter.com/OED_Research](https://twitter.com/OED_Research)

Visit our web site at: QualityInfo.org

Visit our subscription service at: qualityinfo.org/p-sofrm

For more economic or labor market data about Grant, Harney or Malheur counties, contact:

Tony Wendel, Workforce Analyst

Desk: 541-276-9050 ext. 232 Cell: 541-667-7027

E-mail: Tony.A.Wendel@oregon.gov

Chris Rich, Regional Economist

Desk: 541-963-7111 ext. 226 Cell: 541-519-0315

E-mail: Christopher.M.Rich@oregon.gov

Want to be added to the monthly distribution list?

E-mail me at: Tony.A.Wendel@oregon.gov