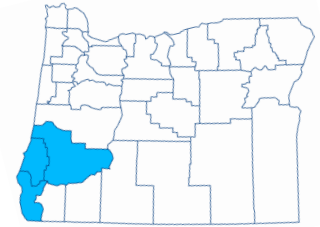


# Southwestern Oregon Economic Indicators

October 2019 (September 2019 Data)

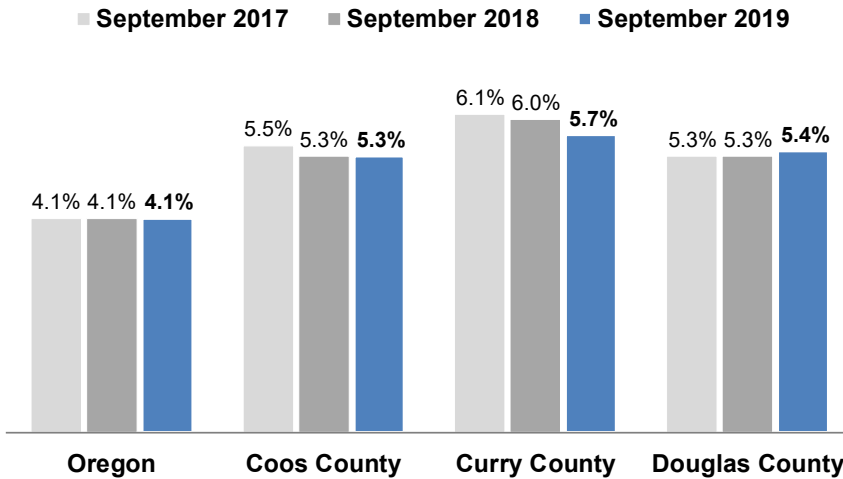
For data or publications on Southwestern Oregon, visit us at: [QualityInfo.org](http://QualityInfo.org)



## Local and State Unemployment Rates

Seasonally adjusted

Source: Oregon Employment Department, LAUS

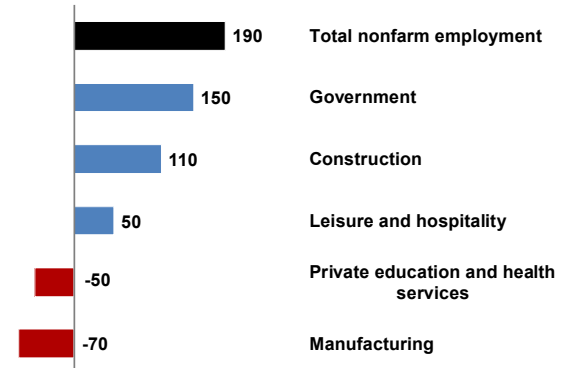


## Industry Gains and Losses

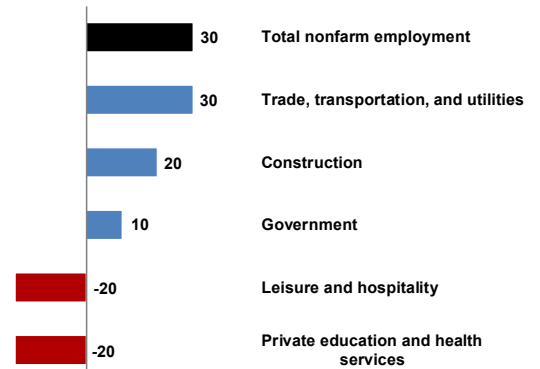
Over-the-year net change in employment

Source: Oregon Employment Department, CES

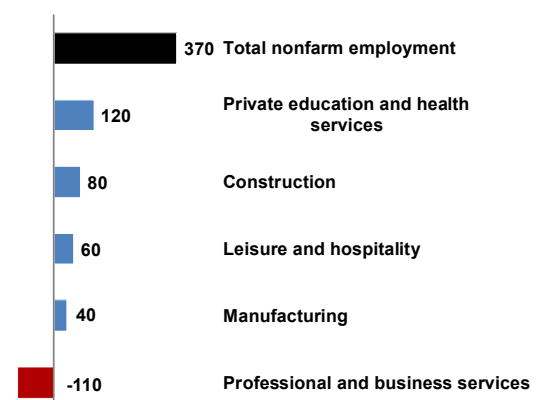
### Coos County Net Job Growth



### Curry County Net Job Growth



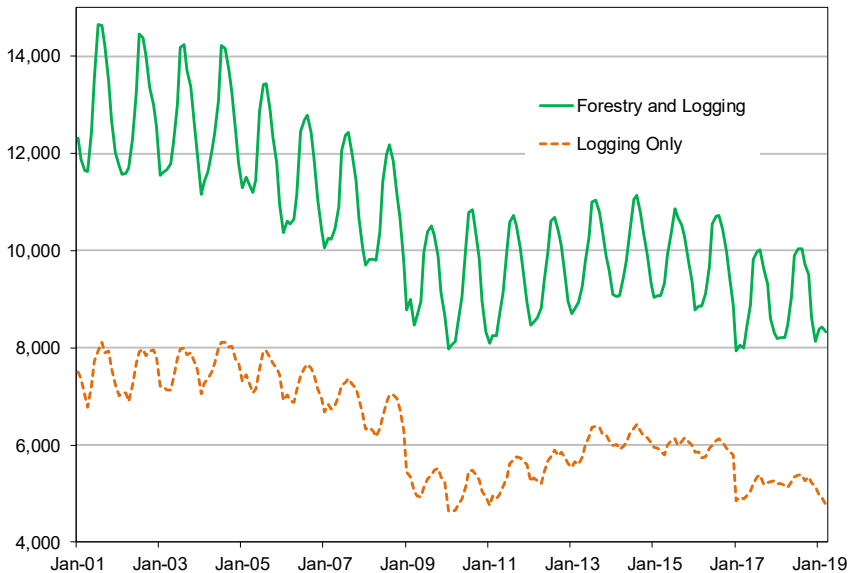
### Douglas County Net Job Growth



## Graph of the Month

Oregon Covered Forestry and Logging Employment

Source: Oregon Employment Department



Employment in forestry and logging was in a slow decline between 2005 and 2009 and has since leveled off. Highly seasonal, the subsector is currently varying between 8,000 jobs in the winter and 10,000 summer jobs to average 9,009 covered jobs in 2018. The bulk of employment in this sector is made up of logging companies, which totaled 636 firms and roughly 5,300 employees in 2018. Timber tract operations was the second-largest group of employment with roughly 3,100 federal, 160 state, and 365 private-sector workers. To learn more about this sector, read regional economist Brian Rooney's full article [here](#).