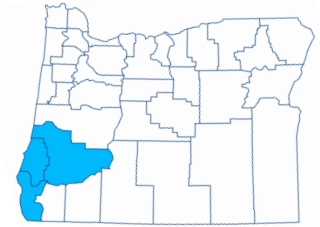


Southwestern Oregon Economic Indicators

November 2018 (October 2018 Data)

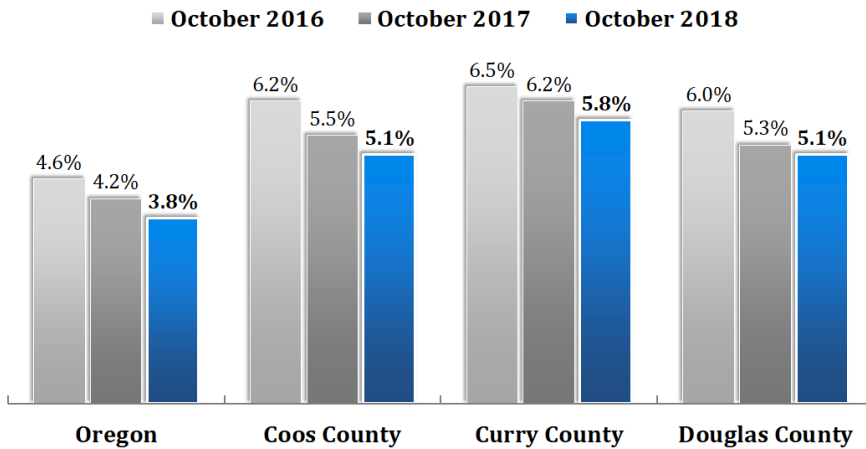
For data or publications on Southwestern Oregon, visit us at: Qualityinfo.org/southwestern-oregon



Local and State Unemployment Rates

(Seasonally-adjusted)

Source: Oregon Employment Department, LAUS

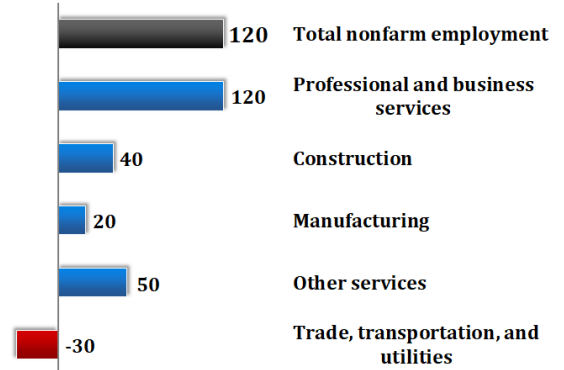


Industry Gains and Losses

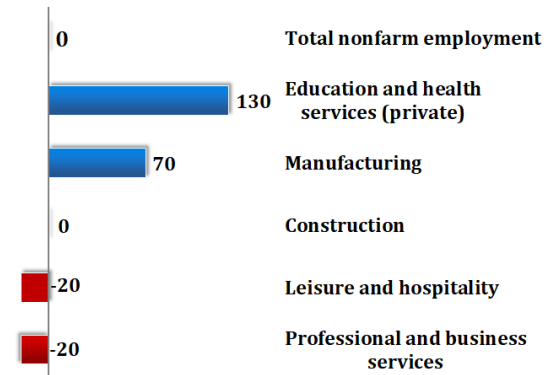
(Over-the-year net change in employment)

Source: Oregon Employment Department, CES

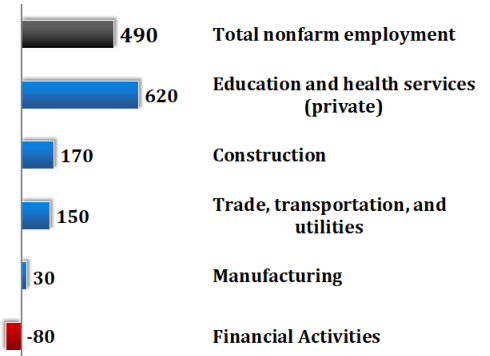
Coos County Net Job Growth



Curry County Net Job Growth



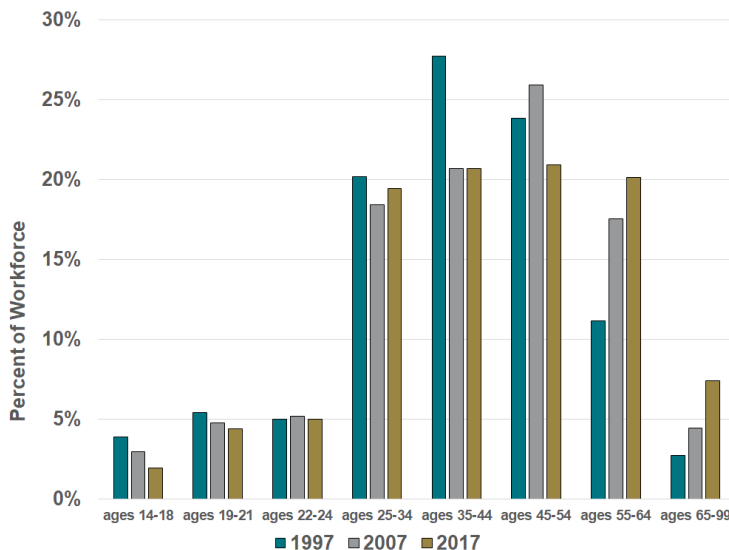
Douglas County Net Job Growth



Graph of the Month

Southwestern Oregon's Aging Workforce

Source: Quarterly Workforce Indicators, U.S. Census Bureau



Regional economist Annette Shelton-Tideman has taken a look at Southwestern Oregon's population and workforce in her recent article "Age and Employment in Southwestern Oregon." Youth workforce participation peaked at four percent in the mid-1990s and has dropped steadily since. In 2017, only two percent of Southwestern workers were between 14 and 18 in age. In contrast, workforce participation for those aged 65 to 99 increased by 34 percent since 1992. Age groups between the ages of 25 and 54 all experienced drops in their workforce share. With a large percentage of the population preparing for retirement and declines in the age groups who may have the skills to replace them, we are left with the question: "As the more mature workers age out the workforce, who will be available to fill their shoes?" Read the full article [here](#).