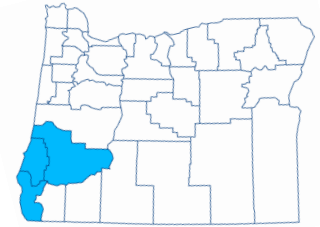


# Southwestern Oregon Economic Indicators

January 2019 (December 2018 Data)

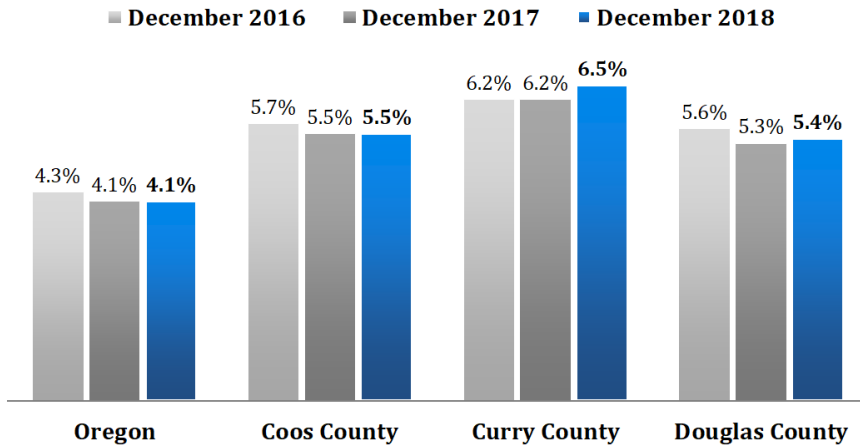
For data or publications on Southwestern Oregon, visit us at: [QualityInfo.org](http://QualityInfo.org)



## Local and State Unemployment Rates

(Seasonally-adjusted)

Source: Oregon Employment Department, LAUS

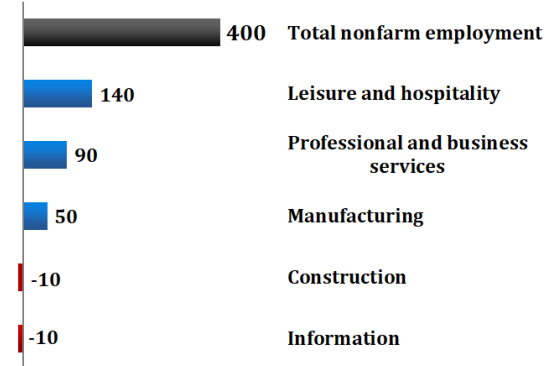


## Industry Gains and Losses

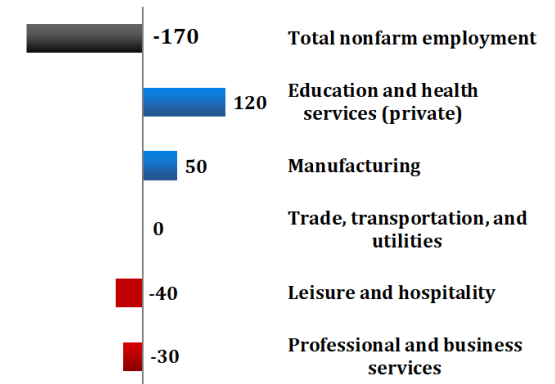
(Over-the-year net change in employment)

Source: Oregon Employment Department, CES

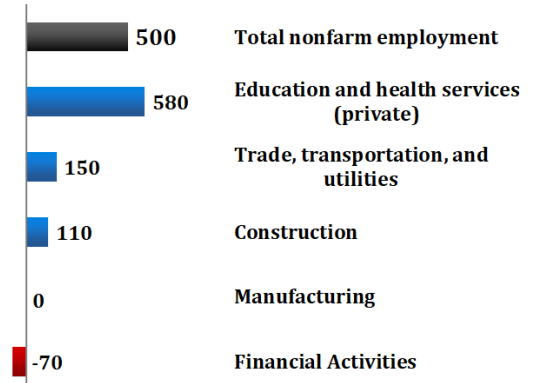
### Coos County Net Job Growth



### Curry County Net Job Growth



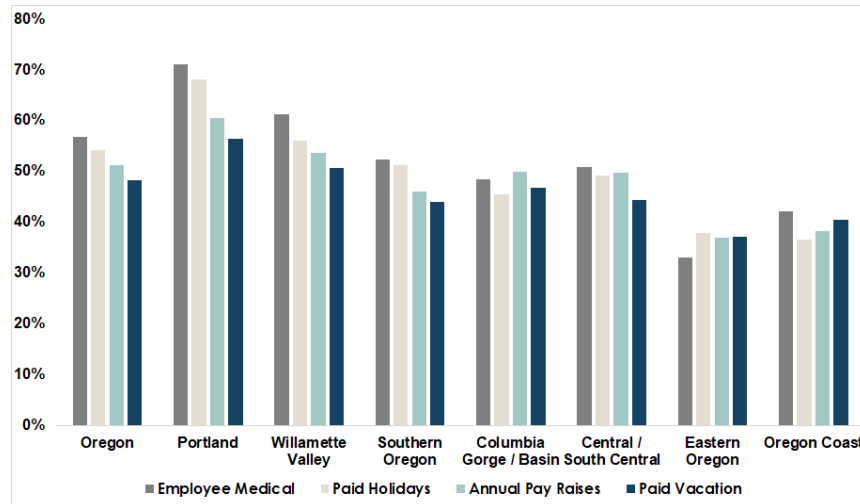
### Douglas County Net Job Growth



## Graph of the Month

Share of Employers Offering Benefits Lower along the Coast

Source: Oregon Employment Department



A recent report by the Oregon Employment Department revealed that three-fourths (75%) of Oregon private employers offer at least one type of benefit to employees. The share of employers offering benefits varied greatly by region and type of benefit. The Oregon Coast, which includes Coos, Curry, and part of Douglas County, ranked 6th out of 7 regions in share of employers offering medical benefits (42%), annual pay raises (38%), and paid vacation time (41%). It ranked last in the share of employers offering paid holidays (37%) to workers. In a tight labor market, offering competitive benefits to employees can be a good way for employers to attract and retain talent. Click [here](#) to read the full report.