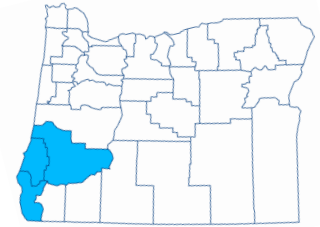


Southwestern Oregon Economic Indicators

February 2019 (January 2019 Data)

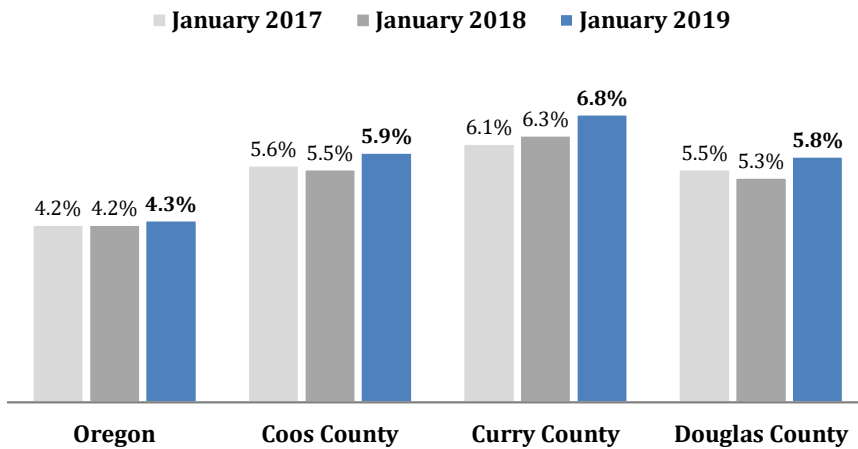
For data or publications on Southwestern Oregon, visit us at: QualityInfo.org



Local and State Unemployment Rates

(Seasonally-adjusted)

Source: Oregon Employment Department, LAUS

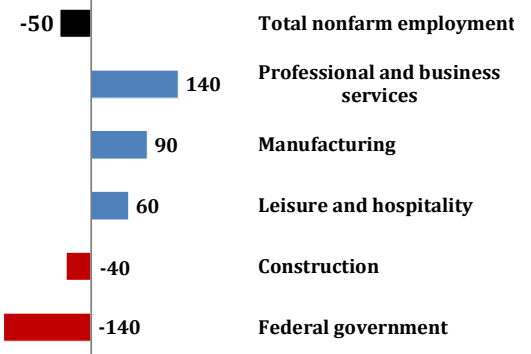


Industry Gains and Losses

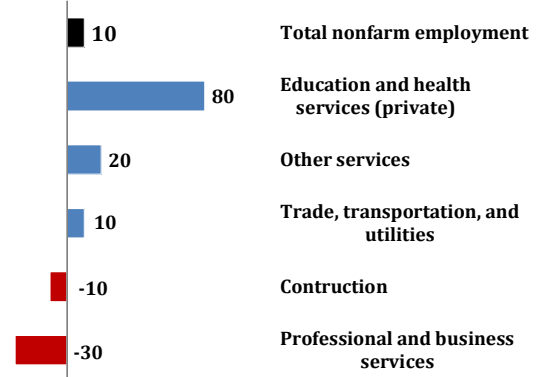
(Over-the-year net change in employment)

Source: Oregon Employment Department, CES

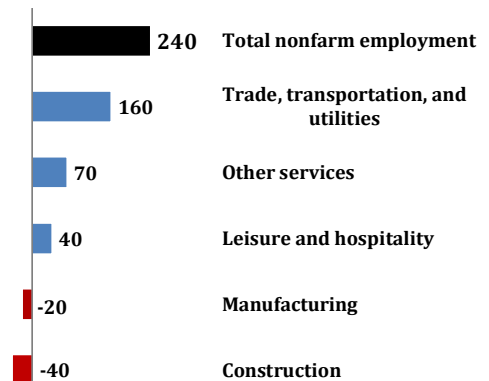
Coos County Net Job Growth



Curry County Net Job Growth



Douglas County Net Job Growth



Feature of the Month

Occupations with Higher Wages in Southwestern Oregon

Source: Oregon Employment Department

Occupation	Southwestern Median Wage	Next Highest Region	Wage Premium
Machine Feeders and Offbearers	\$18.86	Lane	\$3.75
Cement Masons and Concrete Finishers	\$27.51	Lane	\$3.58
Coating, Painting, and Spraying Machine Setters, Operators, and Tenders	\$20.71	Clackamas	\$2.56
Packaging and Filling Machine Operators and Tenders	\$18.34	Lane	\$2.35
Sawing Machine Setters, Operators, and Tenders, Wood	\$20.41	East Cascades	\$2.24
Woodworking Machine Setters, Operators, and Tenders, Except Sawing	\$21.68	East Cascades	\$2.10
Fork Lift, Industrial Truck and Tractor Operators	\$21.05	Lane	\$1.91
Woodworkers, All Other	\$19.57	Rogue Valley	\$1.76
Production Workers, All Other	\$19.12	Clackamas	\$1.73
Substance Abuse, Behavioral Disorder, and Mental Health Counselors	\$26.39	Mid-Valley	\$1.41
Management Analysts	\$44.74	Rogue Valley	\$1.37
Motor Vehicle Operators, All Other	\$15.84	Portland-Metro	\$1.29
Community and Social Service Specialists, All Other	\$20.38	Northwest	\$0.68
Assemblers and Fabricators, All Other, Including Team Assemblers	\$17.53	Portland-Metro	\$0.45
Dispatchers, Except Police, Fire, and Ambulance	\$22.15	East Cascades	\$0.41
Adhesive Bonding Machine Operators and Tenders	\$20.66	Rogue Valley	\$0.34
Supervisors and Managers of Production and Operating Workers	\$28.69	Portland-Metro	\$0.30
Laborers and Freight, Stock, and Material Movers, Hand	\$15.02	Clackamas	\$0.26
Multiple Machine Tool Setters, Operators, and Tenders, Metal and Plastic	\$17.33	Rogue Valley	\$0.22
Physical Therapists	\$45.21	Northwest	\$0.09
Social Workers, All Other	\$27.64	Rogue Valley	\$0.01

In 2018, there were 27 occupations where workers in Southwestern Oregon earned higher wages than any other region in the state. In 2017, roughly one out of 17 workers were employed in one of these occupations. Occupations where the wage gap was most pronounced include machine feeders and offbearers (\$18.86, 20% higher than the next highest-paying region), cement masons and concrete finishers (\$27.51, 13%), and packaging and filling machine operators and tenders (\$18.34, 13%). Although there was a diverse range of occupations for which Southwestern workers earned the most, over one-third (37%) of the occupations were production jobs. Click [here](#) to read the original article.