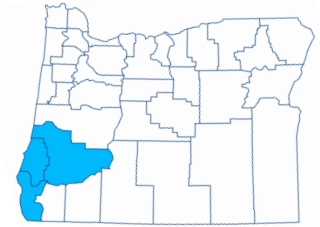


Southwestern Oregon Economic Indicators

May 2019 (April 2019 Data)

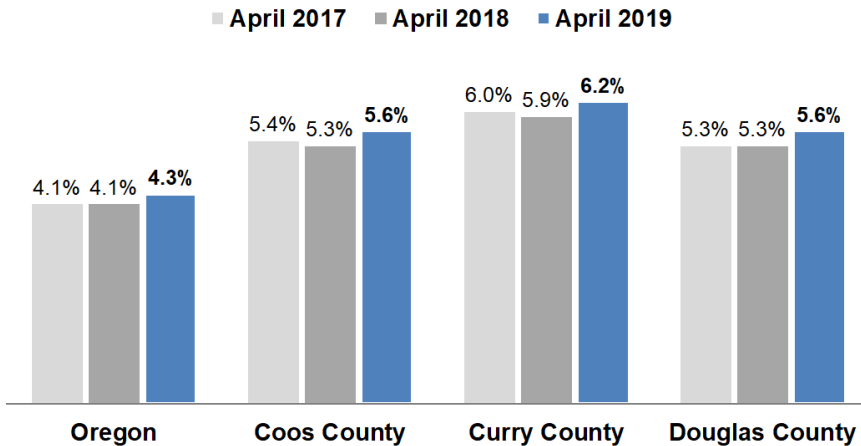
For data or publications on Southwestern Oregon, visit us at: QualityInfo.org



Local and State Unemployment Rates

(Seasonally adjusted)

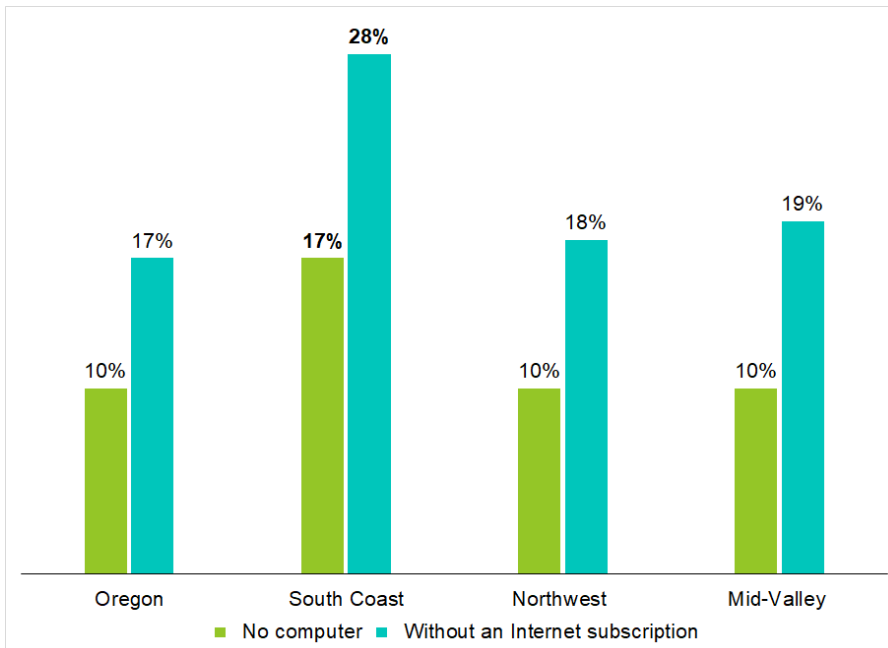
Source: Oregon Employment Department, LAUS



Graph of the Month

Southern Coast has a Higher Share of Households without Technology

Source: American Community Survey, 2013-2017 5-Year Estimates



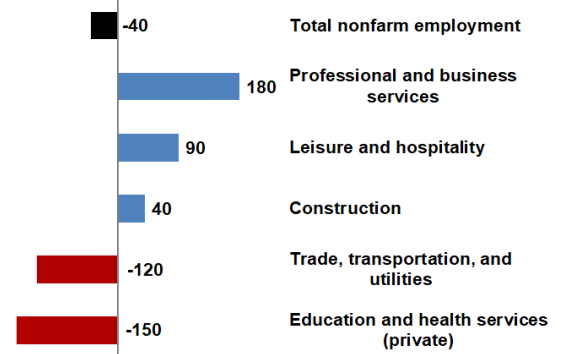
Access to technology has the potential to provide work, education, training, and social opportunities to those taking advantage of it. In Oregon, 10 percent of households don't own a computer and 17 percent of households don't subscribe to internet. Along the Southern Coast, the share of households without a computer is 7 percentage points higher than for all households in Oregon, and the share of households without internet is 11 percentage points higher than for households across the state. Further research which examine how demographics impact these numbers.

Industry Gains and Losses

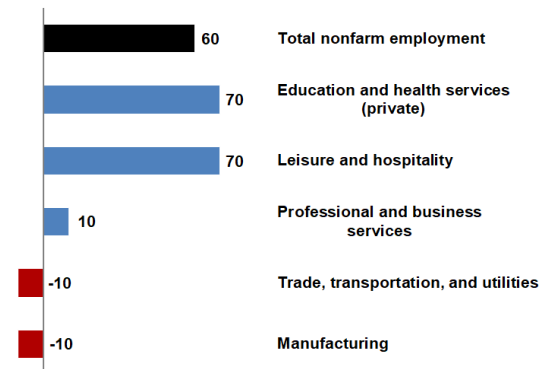
(Over-the-year net change in employment)

Source: Oregon Employment Department, CES

Coos County Net Job Growth



Curry County Net Job Growth



Douglas County Net Job Growth

